HEX®

AN ISO 9001 COMPANY

History in Engineering eXcellence




- Cable Terminal Ends & Connectors
- Crimping Tools
- Earthing & Lightning Protection
- Din Rail / Strut Channel

HEX®

AN ISO 9001 COMPANY

Nestled in the very bosom of mother nature the HEX factory at Vadkhambha - Vapi.

REMEMBERING THE PAST,

SINCE 24th October 1991,

EMBRACING THE FUTURE...

HEX Factory situated near Vapi, Gujarat.

Welcome to the fascinating world of HEX.

This globally renowned brand is very well known in the arena of cable lugs, cable glands, other cable accessories, crimping tools & Earthing & Lightning Protection Systems & accessories.

The vast HEX range of products is manufactured by Brass Copper & Alloy (I) Ltd. which started its operations in 1991. This humble beginning made in a small workshop, has grown into one of Asia's largest industry offering a wide range of advanced solutions, services & products.

Our large & diverse base of valuable customers spread all over India & in most countries worldwide are a testimony to the history of our dedication & growth. The values on which this company was founded continue to spur us on even today towards the goals which we are committed to achieve for a sustainable future.

For us, sustainability means acting in the best interest of coming generations – with respect to the economy, the environment and society.

As you browse through our catalogue, we hope you will find what you are looking for. If not, just share your requirement with us or give us a call. If it is relevant to our line of work, we will be happy to provide a solution.



INDEX

HEX®
AN ISO 9001 COMPANY

DEFINITIONS

- **CABLE TERMINAL END :** As per international specifications a Cable Terminal End is a connecting device with a barrel accommodating respective conductor size of electrical cable & which has fixing arrangements of termination by means of a bolt fixing or pin insertions in tunnel type terminal blocks.

- **IN-LINE CONNECTOR :** This is a device accommodating two electrical conductors to form a straight joint.

PRODUCT USAGE

A) CABLE TERMINAL ENDS, INLINE CONNECTORS / FERRULES & REDUCERS

HEX offers a vast range of Cable Terminal Ends, Inline Connectors / Ferrules & Reducers suitable for low, medium & high voltage applications. Manufactured from high strength, high conductivity electrolytic copper and aluminium alloy materials like tubes, rods or sections of other profiles, they conform to the relevant national (IS) or various international standards like, BS, IEC, UL, DIN, etc. Entry to the terminal is either chamfered or bell-mouthed for faster & easier entry of the conductor. They can be supplied with or without tin plating.

1) **CABLE TERMINAL ENDS :** They are basically used to terminate power cables to the electrical equipment or for grounding applications.

2) **INLINE CONNECTORS / FERRULES :** Whenever two cables have to be joined together in a straight line, Inline Connectors or Ferrules are used to ensure a safe, straight electrical connection.

3) **REDUCER PIN TYPE TERMINAL ENDS :** Made from round rods, these terminals are generally used for fixing cables in tunnel type blocks, cut-outs, meters, etc.

B) COPPER SHEET CABLE TERMINAL ENDS

Our entire range of Ring, Fork/Spade & Pin Type Tinned Copper Cable Terminal Ends (Insulated & Non-Insulated) is manufactured from high conductivity copper and they are electro-tinned for corrosion resistance. These terminals are available in different sizes, to serve the different joining techniques such as Crimping, Soldering and Welding. They are generally used for terminating low voltage cables.

Insulation plays a crucial role in the life and conductivity of an electrical connection. HEX PVC insulated terminals are cost effective as compared to nylon & heat shrink sleeve insulated terminals. The insulation support helps prevent wire damage in bending applications.

1) **RING TYPE TERMINAL ENDS :** Generally used for termination of flexible cables to Control Panels, Meters & other such equipment these terminals ensure a secure connection in high vibration applications.

2) **FORK/SPADE TYPE TERMINAL ENDS :** A Fork/Spade terminal is easy to use, and is a fast process for connecting electrical wires because the screw or bolt can be left partially screwed in when a terminal is attached or removed. This fact alone can save time in the long run especially on larger jobs.

3) **PIN TYPE TERMINAL ENDS :** These terminals are used for terminating cables in terminal blocks with tunnels. HEX offers them in 3 types, round, regular & flat.

FIELD OF APPLICATIONS

- Electricity Boards : Power Generation, Transmission, Distribution, etc.
- Electrical Industries : Control Panels, Switchgear, Transformers, Circuit Breakers, etc.
- Various Industries : Refineries, Telecom, Chemical, Steel, Mining, Cement, Automobile, Shipping, Aeronautics, Railways & many more.

HEX has vast experience, technical know-how &substantial capability to provide solutions to all your customized needs of cable lugs & connectors.

SPECIFICATIONS:

'HEX' range of cable terminals ends have been designed to meet international standards. This ensures compliance with the demands of a majority of end users like electrical authorities, contractors, switch board panel builders, electrical wholesale outlets and traders.

Copper specification : Minimum 97% IACS to IS 191 standard

Copper finish : Electro Tinned to IS 1359 standard

The HEX range of terminals meets above specifications and also refer to the following standard:

- Compression joints for copper connections as per BS 4579 part I 1970 (now BS EN 61238:1:2003)

We also manufacture following terminals as per DIN standards:

- Copper sealing ferrules Eq to DIN 46228
- Copper Tubular terminals Eq to DIN 46235
- Copper Connectors Eq to DIN 46267

TEST FACILITIES:

Our engineers utilize extensive in-house testing facilities to ensure the integrity and performance of every product, that rolls out of our plant.

TOOL ROOM AND CALIBRATION:

We have in-house facilities for making tools & dies for manufacturing our products. Our fully trained technicians continuously monitor and maintain the tooling and all the equipments are calibrated at regular intervals by registered bodies.

QUALITY:

HEX has set strict standards for itself, which it maintains without any compromises. Our focus is on the following areas:

- Knowing the customer's needs
- Faultless planning
- Certified performance
- Clear instruction manual
- Timely delivery
- Efficient after sales service
- Feedback & control
- Value for money

STOCK AVAILABILITY:

Our modern warehousing facilities and storage ensure availability of the complete range of products and its prompt dispatch. Strategically positioned, all the complexes are technologically equipped to streamline order processing and delivery.

PRODUCT SPECIFICATION & QUALITY CONTROL CHART for CABLE TERMINAL ENDS

(A) RAW MATERIALS

MTL / FORM	PARAMETERS CHECKED	TYPE / METHOD & INSTRUMENTS OF INSPECTION	ACCEPTANCE SPECIFICATION	STANDARD VALUES
(A) Copper	Chemical composition	Testing done at renowned lab supplier Test Certificate	BS 1877 IS 191 (part - v)	- -
i)Tubes	Diameters	Verniers/ Go & No Go Gauges	BS 1877	-
	Surface roughness		Visual	- -
	Ovality	Visual / Verniers	-	-
	Hardness	Hardness testing M/C	DO	65 RF (60 HV)
	Conductivity	Conductivity meter	DO	99.25% I. A. C. S
	Resistivity	Resistivity Meter	DO	0.0172 ohm mm2/m at 20 degree C
	Flattening	Press	IS 5071 OR BS 1977	Should not crack when Flattened
ii) Strips	Dimensions	Verniers/mm	IS 1897	-
	Surface roughness		Visual	- -
	Bend test	V' Block / Vice	IS 3260 - 1965	Should not crack when bent
	Hardness	Hardness testing Machine	DO	65 RF (60 Hv)
	Conductivity	Conductivity Meter	DO	99.25% I. A. C. S
	Resistivity	Resistivity Meter	IS 3635 1960	0.0172 ohm mm2/m at 20 degrees C
iii) Rods	Diameters	Verniers / mm	IS 613 - 1984	-
	Surface Roughness		Visual	- -
	Hardness	Hardness testing Machine		60 RF (85 HV)
	Conductivity	Conductivity Meter		99.25% I. A. C. S
	Resistivity	Resistivity Meter		0.0172 ohm mm2/m at 20 degrees C
(B) Aluminium	Chemical Composition	Testing done at Renowned Lab/ Test Certificate	IS 5082 - 1982	
i) Tubes	Diameters	Verniers / Go & No Go Gauges	IS 5082	-
	Surface Roughness		Visual	- -
	Ovality	Visual	-	-
	Hardness	Hardness tester	DO	30 BHN max
	Conductivity	Conductivity Meter	DO	60% I. A. C. S
	Resistivity	Resistivity Meter	DO	2.87 micro ohm cm at 20 degree C
	Flattening	Press		Should not crack when Flattened
(C) PVC sleeves	Diameters	Verniers/ Go & No Go gauges	IS 1951 - 1961	-
	Surface roughness Visual		-	-
	Ovality	Vernier / Visual	IS 1951 - 1961	-
	Colour	Visual	-	0.75 Yellow, 1.5 Red, 2.5 Blue, 4.6 Yellow 10.16 Black
	Hardness	Pliers	IS 1951 - 1961	Should not crack when flattened
	Flattening	Pliers	DO	
(D) Phosphorous Bronze Sheet	Surface Roughness		Visual	- -
	Hardness	Hardness testing M/C	IS 7814 - 1975	150 HV min
	Bend test	V' Block / Vice	IS 3260 - 1965	Should not crack when bent

(B) PROCESS INSPECTION

SR. NOS	PRODUCT PROCESS	PARAMETERS CHECKED	TYPE / METHOD & INSTRUMENTS OF INSPECTION	ACCEPTANCE SPECIFICATION	STANDARD VALUES
I	**Copper & Aluminium Tubular Terminal End**				
(a)	Cutting	Length	Verniers	As per drawing	Design dimension
(b)	Punching	Plam Width	Verniers	-	DO
(c)	Holing	Stud Hole	Verniers/Go No Go Gauges	-	DO
(d)	Stamping	Stamp marking	Visual		DO
(e)	Serrations		Visual	-	DO
(f)	Champhering	Bell Mouth on Barrel	Visual	-	DO
II	**Ferrules and In-line Connector**				
		Length	Verniers	-	DO
		Diameter	Vernier/Go & No Go Gauges	-	DO
		Serrations	Visual	-	DO
III	**Ring Tongue & Pin Type, Fork Type, Snap On Type Terminal**				
(a)	Cutting	Blank piece	Visual / Verniers	-	DO
(b)	Holing/ Stamping	Stud Hole/ Stamp Marking	Visual / Verniers Go & No Go Gauges	- As per drawing	DO Design dimension
(c)	O' Bending	Barrel Dia	Vernier/Go & No Go Gauges	-	DO
(d)	Champhering/ Serrations	Bell Mouth on barrel	Visual		DO
(e)	Soldering	Solder finish	Visual	-	DO
IV	**Reducers or Wire pin Terminals**				
(a)	Cutting	Length	Vernier	-	DO
(b)	Turning	Diameter	Vernier	-	DO
(c)	Drilling	Inner-Dia	Vernier	-	DO
(d)	Champhering	Bell Mouth on Barrel	Visual	-	DO

COPPER

Raw Material Grade :

Electrolytic Copper grade as per BS 1977 / IS 1897

Conductivity : 99.25% I ACS

Chemical Composition:

Copper + Silver	- 99.9%
Bismuth Max	- 0.001%
Lead Max	- 0.005%
Impurities	- 0.003%

Resistivity : 0.017% ohm.mm□/m at 20° C

Physical Properties:

1. Tensile strength (above 0.5 mm thick) : 205 MP a Min
2. Hardness : 60 Hv (RF) Min

ALUMINIUM

Raw Material Grade :

Electrolytic as per IS 5082

Conductivity : 60% IACS

Chemical Composition:

Aluminium	- 99.5%
Copper Max	- 0.04%
Silicon	- 0.15%
Iron Max	- 0.35%
Titanium	- 0.02%
Magnesium	
Zirconium	- 0.02% each

Tensile Strength : 60 MP a Min

Resistivity :
2.87 Micro Ohm. cm

(C) Finished Goods

I	**Copper &**	**Dimensions**	**Tol: + 5%**	**IS 8309**	**-**
	Aluminium Type Tubular Terminal Ends	a) Dia of Barrel	Vernier / Go & No Go Gauges	DO DO	-
		b) Stud Hole	DO	DO	-
		c) Palm Width	DO	DO	-
		d) Barrel Length	DO	DO	-
		Conductivity	Conductivity Meter	DO	99.25% I.A.S (Cu) 60% I.A.C.S (AI)
		Tinning Thickness	Tin Coating Thickness measurement M/C	DO	5M to 10M (Cu)
		Pull Test	Tensile Testing M/C	DO	40 N / mm2
		Milivolt Drop	Voltage Drop Meter		Depends on the Size of Cable / Lugs and Nature of Crimping
II	**In-line Connector**	**Dimension**	**Tol : + 5%**	**IS 8309**	**-**
	Copper and Type	a) Diameter	Vernier / Go & No Go Gauges	DO	-
	Aluminium	b) Length	Vernier	DO	-
		Conductivity	Conductivity Meter	DO	99.25% (Cu), 60% (AI)
		Tinning Thickness (Cu)	Tinning Thickness measurement M/C		* 5M to 10M (Cu)
		Pull Test	tensile Testing M/C	IS 8337-1976	40 N/M²
		Milivolt drop	Voltage Drop Meter	-	Depends on size of Cable / lugs
III	**Copper Ring Type Dimension**		**Tol : + 5%**	-	-
	Ring Tongue Type,	a) Barrel Diameter	Vernier / Go & No Go Gauges	-	-
	Fork Type Terminal End & Snap On Type terminal	b) Stud Hole	DO	-	-
		c) Palm Width / Dia	DO	-	-
		d) Barrel Length	DO	-	-
		Conductivity	Conductivity Meter	-	99.25% I.A.C.S
		Tinning Thickness	Tin Coating Thickness measurement M/C	-	* 5M to 10M (Cu)
		Pull Test	Tensile Testing M/C	IS 8337-1976	40 N/mm²
		Milivolt drop	Voltage drop Meter	-	Depends upon size of Cable / Lugs and Nature of Crimping
IV	**Reducers or**	**Dimension**	**Vernier**	-	-
	Wire Pin Type Terminal	Hardness	Hardness testing M/C	IS 613	65RF (60 HV)
		Tinning Thickness	Tinning Thickness Measurement M/C		5M to 10M

*M = Microns (1 M= 0.001 mm)

HEX®
AN ISO 9001 COMPANY

CABLE TERMINAL ENDS & IN-LINE CONNECTORS



CRIMPING TYPE TINNED COPPER CABLE TERMINAL ENDS

Material : Copper Tube to BS 1977 / IS 191 (part v)
Specification : E.C. Grade 99.25% IACS
Finish : Electro Tinned to BS 1872 (1984)

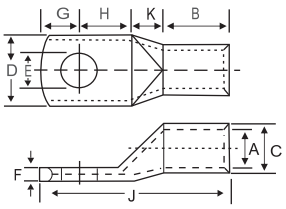

CABLE SIZE mm²	HOLE E	DIMENSIONS A	C	D	F	B	K	H	G	J	PROD. CODE
2.5	5.2	2.0	3.7	9	1.0	7	3	5	5	20	HS - 05
4	6.5	3.1	4.8	11	1.0	7	3	6	6	22	HS - 06
6	6.5	3.8	5.5	11	1.0	9	3	6	6	24	HS - 07
10	6.5	4.4	6.2	11	1.3	9	3	6	6	24	HS - 08
16	6.5	5.3	7.1	11	1.6	12	4	8	6	30	HS - 09
25	6.5	7.0	9.0	13	2.0	12	5	12	8	37	HS - 10
35	6.5	8.0	10.0	15	2.0	12	5	12	8	37	HS - 11
35	8.2	8.0	10.0	15	2.0	12	5	12	8	37	HS - 12
50	6.5	9.2	11.2	16	2.0	16	8	12	9	45	HS - 13
50	8.2	9.2	11.2	16	2.0	16	8	12	9	45	HS - 14
50	10.2	9.2	11.2	16	2.0	16	8	12	9	45	HS - 15
70	8.2	11.5	13.8	20	2.3	18	10	15	13	56	HS - 16
70	10.2	11.5	13.8	20	2.3	18	10	15	13	56	HS - 17
70	12.7	11.5	13.8	20	2.3	18	10	15	13	56	HS - 18
95	10.2	12.8	15.6	23	2.8	20	10	15	13	58	HS - 19
95	12.7	12.8	15.6	23	2.8	20	10	15	13	58	HS - 20
120	10.2	14.8	17.8	26	3.0	22	10	16	14	62	HS - 21
120	12.7	14.8	17.8	26	3.0	22	10	16	14	62	HS - 22
120	16.2	14.8	17.8	26	3.0	22	10	16	14	62	HS - 23
150	10.2	16.0	19.6	28	3.6	26	11	18	15	70	HS - 24
150	12.7	16.0	19.6	28	3.6	26	11	18	15	70	HS - 25
150	16.2	16.0	19.6	28	3.6	26	11	18	15	70	HS - 26
185	12.7	18.0	22.0	32	4.0	28	13	21	21	83	HS - 27
185	16.2	18.0	22.0	32	4.0	28	13	21	21	83	HS - 28
225	16.2	20.0	24.0	35	4.0	32	15	24	24	95	HS - 231
240	16.2	22.0	26.0	38	4.0	34	15	24	24	97	HS - 29
240	20.3	22.0	26.0	38	4.0	34	15	24	24	97	HS - 30
300	16.2	24.0	28.7	42	4.7	36	16	25	25	103	HS - 31
300	20.3	24.0	28.7	42	4.7	36	16	25	25	103	HS - 32
400	20.3	28.0	33.2	49	5.2	44	18	27	27	116	HS - 33
500	20.3	30.0	36.0	53	6.0	48	18	27	27	120	HS - 34
630	20.3	35.0	41.5	61	6.5	53	20	33	31	137	HS - 35
800	-	39.0	46.3	67	7.3	68	25	38	37	165	HS - 062
1000	-	43.0	53.8	76	10.8	90	30	45	45	210	HS - 076

TINNED COPPER HEAVY DUTY CABLE TERMINAL ENDS

CABLE SIZE mm²	HOLE E	DIMENSIONS A	C	D	F	B	K	H	G	J	PROD. CODE
25	8.2	7	9	13	2.0	16	5	12	8	41	HS - 282
35	8.2	8	11	15	2.6	20	5	14	9	48	HS - 283
50	8.2	9.2	12	17	3.0	26	7	16	10	59	HS - 284
70	10	12	15	20	3.5	28	7	19	12	66	HS - 285
95	13	13	17	24	4.2	32	10	20	12	74	HS - 286
120	13	15	20	28	4.8	35	10	23	14	82	HS - 287
150	13	16	21	30	5.2	38	10	24	14	86	HS - 288
185	13	18	24	34	6.0	43	12	23	17	95	HS - 289
240	16	22	28	40	6.0	50	12	30	20	112	HS - 290
300	16.2	24	31	43	7.0	54	14	32	20	120	HS - 291
400	20.3	28	26	50	80	62	16	34	22	134	HS - 292

SOLDERING TYPE TINNED COPPER CABLE TERMINAL ENDS

(As per table 2A of BS 91 (1954) revised 1960)
Material : Copper Tube to BS 1977 / IS 191 (part v)
Specification : E.C. Grade 99.25% IACS
Finish : Electro Tinned to BS 1872 (1984)

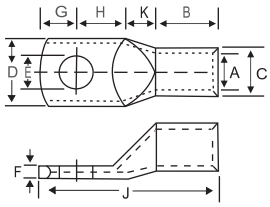

AMPS	HOLE E	DIMENSIONS A	C	D	F	B	K	H	G	J	PROD. CODE
15	3.2	3.9	4.8	7	0.9	7	2	6	4	19	HSS - 201
30	5.1	5.2	6.3	9	1.1	9	3	6	5	23	HSS - 202
60	6.4	8.1	9.5	14	1.4	14	4	9	9	36	HSS - 203
100	9.5	10.9	12.7	19	1.8	19	8	11	11	49	HSS - 204
150	9.5	13.9	15.9	24	2.0	23	8	13	13	57	HSS - 205
200	12.7	16.6	19.0	28	2.4	27	11	14	14	66	HSS - 206
300	12.7	19.0	22.2	33	3.2	28	13	20	20	80	HSS - 207
400	15.9	22.2	25.4	38	3.2	32	15	21	21	89	HSS - 208
500	19.0	25.4	28.6	43	3.2	38	17	25	25	105	HSS - 209
600	19.0	27.8	31.8	47	4.0	44	17	27	27	115	HSS - 210
800	23.8	31.7	38.1	56	6.4	47	18	28	28	121	HSS - 211
1000	23.8	38.1	44.5	66	6.4	56	20	42	42	152	HSS - 212
1000	-	50.0	57.3	85	7.3	62	20	46	46	164	HSS - 295

TINNED COPPER CABLE TERMINAL ENDS (As per table 2A of BS 91 (1954) revised 1960)

BSS. REF.	AMPS	HOLE E	DIMENSIONS A	C	D	F	B	K	H	G	J	PROD. CODE
2E	15	5.1	4.8	6.2	9	1.4	10	3	6	5	24	HSS - 6
4EL	30	7.1	6.4	8.0	12	1.6	13	4	10	6	33	HSS - 7
7EL	60	10.3	9.5	11.3	17	1.8	14	8	13	9	44	HSS - 8
10EL	100	11.9	11.9	13.9	21	2.0	19	9	14	13	55	HSS - 9
11EL	150	13.5	14.3	17.1	25	2.8	22	10	16	14	62	HSS - 10
13EL	200	13.5	16.7	19.9	29	3.2	29	11	21	17	78	HSS - 11
14EL	300	16.7	20.6	24.2	36	3.6	32	13	21	20	86	HSS - 12
15EL	400	16.7	23.8	27.8	41	4.0	38	14	24	24	100	HSS - 13
17EL	500	19.8	26.2	31.4	46	5.2	44	16	24	27	111	HSS - 14

TINNED COPPER CABLE TERMINAL ENDS (As per table 2 of BS - 91 - 1973)

BSS. Old	REF New	CABLE Size	HOLE E	DIMENSIONS A	C	D	F	B	K	H	G	J	PROD. CODE
-	1T	6	5.5	4.4	6.0	9	1.6	10	3	6	5	24	HSS - 15
-	2T	16	6.6	6.0	8.0	11	2.0	13	5	7	6	31	HSS - 16
-	5T	25	9	7.6	10.0	14	2.4	13	6	12	10	41	HSS - 17
-	6T	35	9	9.6	12.0	17	2.4	16	8	12	10	46	HSS - 18
10E	7T	50/70	11	12.0	16.6	23	4.6	19	9	14	13	55	HSS - 23
11E	9T	95	14	14.3	19.5	28	5.2	22	10	16	14	62	HSS - 24
13E	10T	120	14	16.7	22.5	32	5.8	29	11	20	18	78	HSS - 25
14E	11T	150/185	14	20.6	27.8	40	7.2	32	13	21	20	86	HSS - 26
15E	13T	240	18	23.8	31.0	45	7.2	38	14	24	24	100	HSS - 27
17E	14T	300	18	26.2	34.2	49	8.0	44	16	24	27	111	HSS - 28
18E	15T	400/500	22	31.7	40.9	59	9.2	48	18	25	30	121	HSS - 29
20E	19T	625	26	36.5	46.1	67	9.6	56	20	29	34	139	HSS - 30

HEX
AN ISO 9001 COMPANY

CRIMPING TYPE COPPER TUBULAR CABLE TERMINAL ENDS

UL LISTED

MATERIAL : E - COPPER • FINISH : ELECTRO TINNED

Cable mm^2	Stud Hole E	Dimensions in mm					Product Code
		A	C	D	B	J	
1.5	4.2	1.8	3.7	8.0	6.0	17.0	HT 1.5 - 4
	5.2	1.8	3.7	8.0	6.0	17.0	HT 1.5 - 5
	6.5	1.8	3.7	10.0	6.0	18.0	HT 1.5 - 6
	8.4	1.8	3.7	12.0	7.0	24.0	HT 1.5 - 8
2.5	4.2	2.4	4.0	8.0	8.0	19.0	HT 2.5 - 4
	5.2	2.4	4.0	8.0	8.0	19.0	HT 2.5 - 5
	6.5	2.4	4.0	10.0	8.0	21.0	HT 2.5 - 6
	8.4	2.4	4.0	12.0	8.0	26.0	HT 2.5 - 8
4	4.2	3.1	4.8	10.0	8.0	21.0	HT 4 - 4
	5.2	3.1	4.8	10.0	8.0	21.0	HT 4 - 5
	6.5	3.1	4.8	10.0	8.0	21.0	HT 4 - 6
	8.4	3.1	4.8	12.0	8.0	26.0	HT 4 - 8
	10.5	3.1	4.8	15.0	9.0	30.0	HT 4 - 10
6	4.2	3.8	5.5	10.0	10.0	24.0	HT 6 - 4
	5.2	3.8	5.5	10.0	10.0	24.0	HT 6 - 5
	6.5	3.8	5.5	10.0	10.0	24.0	HT 6 - 6
	8.4	3.8	5.5	12.0	10.0	28.0	HT 6 - 8
	10.5	3.8	5.5	15.0	10.0	32.0	HT 6 - 10
10	5.2	4.5	6.2	11.0	10.0	26.0	HT 10 - 5
	6.5	4.5	6.2	11.0	10.0	26.0	HT 10 - 6
	8.4	4.5	6.2	12.0	10.0	28.0	HT 10 - 8
	10.5	4.5	6.8	15.0	11.0	33.0	HT 10 - 10
	13.0	4.5	6.8	18.0	11.0	36.0	HT 10 - 12
16	5.2	5.4	7.1	12.0	12.0	30.0	HT 16 - 5
	6.5	5.4	7.1	12.0	12.0	30.0	HT 16 - 6
	8.4	5.4	7.1	12.0	12.0	30.0	HT 16 - 8
	10.5	5.5	7.6	15.0	12.0	36.0	HT 16 - 10
	13.0	5.5	7.6	17.0	12.0	39.0	HT 16 - 12
	17.0	5.5	7.6	21.0	12.0	44.0	HT 16 - 16
20	8.4	6.0	7.7	12.0	12.0	32.0	HT 20 - 8
25	6.5	6.8	8.8	13.0	12.0	30.0	HT 25 - 6
	8.4	6.8	8.8	13.0	12.0	30.0	HT 25 - 8
	10.5	6.8	8.8	15.0	13.0	36.0	HT 25 -10
	13.0	6.8	9.2	17.0	15.0	41.0	HT 25 - 12
	17.0	6.8	9.2	21.0	15.0	47.0	HT 25 - 16
35	6.5	8.2	10.6	15.3	13.5	37.0	HT 35 - 6
	8.4	8.2	10.6	15.3	13.5	37.0	HT 35 - 8
	10.5	8.2	10.6	15.3	13.5	37.0	HT 35 - 10
	13.0	8.2	10.6	18.0	13.5	41.0	HT 35 - 12
	17.0	8.2	10.6	22.0	13.5	50.0	HT 35 - 16
50	6.5	9.5	12.4	17.8	17.0	41.0	HT 50 - 6
	8.4	9.5	12.4	17.8	17.0	41.0	HT 50 - 8
	10.5	9.5	12.4	17.8	17.0	41.0	HT 50 - 10
	13.0	9.5	12.4	20.0	17.0	45.0	HT 50 - 12
	14.5	9.5	12.4	22.0	18.0	54.0	HT 50 - 14
	17.0	9.5	12.4	22.0	18.0	54.0	HT 50 - 16
	21.0	9.5	12.4	26.0	18.0	62.0	HT 50 - 20
70	8.4	11.3	14.6	21.0	18.5	47.0	HT 70 - 8
	10.5	11.3	14.6	21.0	18.5	47.0	HT 70 - 10

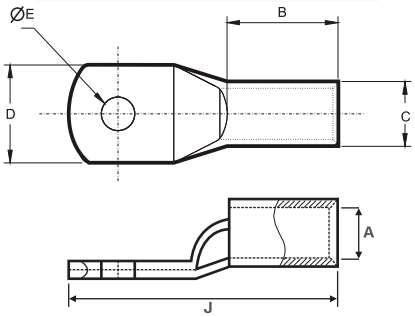

Tolerance on dimensions are as per UL FUS.

HEX
AN ISO 9001 COMPANY

Cable mm²	Stud Hole E	Dimensions in mm A	C	D	B	J	Product Code
70	13.0	11.3	14.6	21.0	18.5	47.0	HT 70 - 12
	14.5	11.3	14.6	22.0	18.5	55.0	HT 70 - 14
	17.0	11.3	14.6	26.0	18.5	56.0	HT 70 - 16
	21.0	11.3	14.6	28.0	18.5	63.0	HT 70 - 20
95	8.4	13.5	17.4	25.0	21.0	53.0	HT 95 - 8
	10.5	13.5	17.4	25.0	21.0	53.0	HT 95 - 10
	13.0	13.5	17.4	25.0	21.0	53.0	HT 95 - 12
	14.5	13.5	17.4	25.0	22.0	58.0	HT 95 - 14
	17.0	13.5	17.4	25.0	22.0	59.0	HT 95 - 16
	21.0	13.5	17.4	28.0	22.0	63.0	HT 95 - 20
120	8.4	15.0	19.4	28.0	23.0	60.0	HT 120 - 8
	10.5	15.0	19.4	28.0	23.0	60.0	HT 120 - 10
	13.0	15.0	19.4	28.0	23.0	60.0	HT 120 - 12
	14.5	15.0	19.4	28.0	23.0	60.0	HT 120 - 14
	17.0	15.0	19.4	28.0	23.0	65.0	HT 120 - 16
	21.0	15.0	19.4	28.0	23.0	65.0	HT 120 - 20
150	8.4	16.5	21.2	30.0	27.0	70.0	HT 150 - 8
	10.5	16.5	21.2	30.0	27.0	70.0	HT 150 - 10
	13.0	16.5	21.2	30.0	27.0	70.0	HT 150 - 12
	14.7	16.5	21.2	30.0	27.0	70.0	HT 150 - 14
	17.0	16.5	21.2	30.0	27.0	70.0	HT 150 - 16
	21.0	16.5	21.2	30.0	27.0	70.0	HT 150 - 20
185	10.5	18.5	23.5	34.0	32.0	80.0	HT 185 - 10
	13.0	18.5	23.5	34.0	32.0	80.0	HT 185 - 12
	14.7	18.5	23.5	34.0	32.0	80.0	HT 185 - 14
	17.0	18.5	23.5	34.0	32.0	80.0	HT 185 - 16
	21.0	18.5	23.5	34.0	32.0	80.0	HT 185 - 20
240	10.5	21.0	26.5	38.0	39.0	94.0	HT 240 - 10
	13.0	21.0	26.5	38.0	39.0	94.0	HT 240 - 12
	14.7	21.0	26.5	38.0	39.0	94.0	HT 240 - 14
	17.0	21.0	26.5	38.0	39.0	94.0	HT 240 - 16
	21.0	21.0	26.5	38.0	39.0	94.0	HT 240 - 20
	BL	21.0	26.5	38.0	39.0	94.0	HT 240 - BL
300	10.5	23.5	30.0	43.0	42.0	102.0	HT 300 - 10
	13.0	23.5	30.0	43.0	42.0	102.0	HT 300 - 12
	14.7	23.5	30.0	43.0	42.0	102.0	HT 300 - 14
	17.0	23.5	30.0	43.0	42.0	102.0	HT 300 - 16
	21.0	23.5	30.0	43.0	42.0	102.0	HT 300 - 20
	BL	23.5	30.0	43.0	42.0	102.0	HT 300 - BL
400	13.0	28.5	36.5	52.5	45.0	112.0	HT 400 - 12
	14.7	28.5	36.5	52.5	45.0	112.0	HT 400 - 14
	17.0	28.5	36.5	52.5	45.0	112.0	HT 400 - 16
	21.0	28.5	36.5	52.5	45.0	112.0	HT 400 - 20
	BL	28.5	36.5	52.5	45.0	112.0	HT 400 - BL
500	14.7	30.0	39.0	56.0	50.0	121.0	HT 500 - 14
	17.0	30.0	39.0	56.0	50.0	121.0	HT 500 - 16
	21.0	30.0	39.0	56.0	50.0	121.0	HT 500 - 20
	BL	30.0	39.0	56.0	50.0	121.0	HT 500 - BL
*630	14.7	35.0	45.0	63.8	60.0	144.0	HT 630 - 14
	17.0	35.0	45.0	63.8	60.0	144.0	HT 630 - 16
	21.0	35.0	45.0	63.8	60.0	144.0	HT 630 - 20
	BL	35.0	45.0	63.8	60.0	144.0	HT 630 - BL
*800	BL	39.0	50.6	72.0	78.0	170.0	HT 800 - BL
*1000	BL	43.0	56.2	78.5	90.0	200.0	HT 1000 - BL

Tolerance on dimensions are as per UL FUS.

* Not UL Listed.

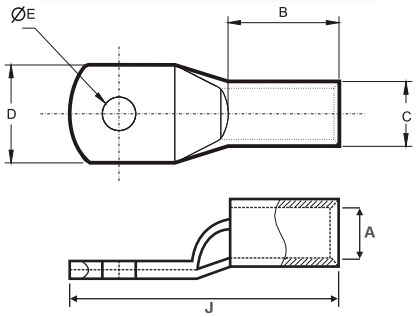

For 800 & 1000 mm²

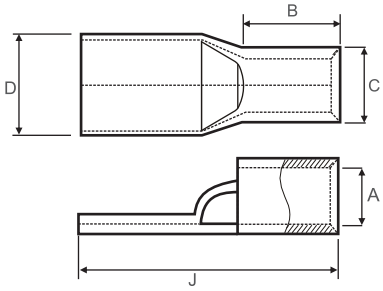

HEX AN ISO 9001 COMPANY

CRIMPING TYPE COPPER TUBULAR CABLE TERMINAL ENDS

UL LISTED

MATERIAL : E - COPPER • FINISH : ELECTRO TINNED

Cable Size		Stud	Dimensions in mm					Product Code
mm²	AWG	Hole E	A	C	D	B Strip Length	J	
16	#6	5.2	5.4	7.1	12.0	16.0	100.0	HT 16 2ER-5
		6.5	5.4	7.1	12.0	16.0	100.0	HT 16 2ER-6
		8.4	5.4	7.1	12.0	16.0	100.0	HT 16 2ER-8
		10.5	5.5	7.6	15.0	16.0	100.0	HT 16 2ER-10
		13	5.5	7.6	17.0	16.0	100.0	HT 16 2ER-12
		17	5.5	7.6	21.0	16.0	105.0	HT 16 2ER-16
20	#4	8.4	6.0	7.7	12.0	16.0	100.0	HT 20 2ER-8
25	#3	6.5	6.8	8.8	13.0	16.0	100.0	HT 25 2ER-6
		8.4	6.8	8.8	13.0	16.0	100.0	HT 25 2ER-8
		10.5	6.8	8.8	15.0	16.0	100.0	HT 25 2ER-10
		13	6.8	9.2	17.0	16.0	100.0	HT 25 2ER-12
		17	6.8	9.2	21.0	16.0	105.0	HT 25 2ER-16
35	#2	6.5	8.2	10.6	15.3	16.0	100.0	HT 35 2ER-6
		8.4	8.2	10.6	15.3	16.0	100.0	HT 35 2ER-8
		10.5	8.2	10.6	15.3	16.0	100.0	HT 35 2ER-10
		13	8.2	10.6	18.0	16.0	100.0	HT 35 2ER-12
		17	8.2	10.6	22.0	16.0	105.0	HT 35 2ER-16
50	1/0	6.5	9.5	12.4	17.8	25.0	109.0	HT 50 2ER-6
	MCM	8.4	9.5	12.4	17.8	25.0	109.0	HT 50 2ER-8
		10.5	9.5	12.4	17.8	25.0	109.0	HT 50 2ER-10
		13	9.5	12.4	20.0	25.0	109.0	HT 50 2ER-12
		13	9.5	12.4	18.0	25.0	109.0	HT 50 2EN-12
		14.5	9.5	12.4	22.0	25.0	112.0	HT 50 2ER-14
		17	9.5	12.4	22.0	25.0	114.0	HT 50 2ER-16
		21	9.5	12.4	26.0	25.0	119.0	HT 50 2ER-20
70	2/0	8.4	11.3	14.6	21.0	30.0	114.0	HT 70 2ER-8
	MCM	10.5	11.3	14.6	21.0	30.0	114.0	HT 70 2ER-10
		13	11.3	14.6	21.0	30.0	114.0	HT 70 2ER-12
		14.5	11.3	14.6	22.0	30.0	118.0	HT 70 2ER-14
		17	11.3	14.6	26.0	30.0	120.0	HT 70 2ER-16
		21	11.3	14.6	28.0	30.0	127.0	HT 70 2ER-20
95	3/0	8.4	13.5	17.4	25.0	30.0	116.0	HT 95 2ER-8
	MCM	10.5	13.5	17.4	25.0	30.0	116.0	HT 95 2ER-10
		13	13.5	17.4	25.0	30.0	116.0	HT 95 2ER-12
		14.5	13.5	17.4	25.0	30.0	118.0	HT 95 2ER-14
		17	13.5	17.4	25.0	30.0	120.0	HT 95 2ER-16
		21	13.5	17.4	28.0	30.0	127.0	HT 95 2ER-20
120	4/0	8.4	15.0	19.4	28.0	35.0	122.0	HT 120 2ER-8
	MCM	10.5	15.0	19.4	28.0	35.0	122.0	HT 120 2ER-10
		13	15.0	19.4	28.0	35.0	122.0	HT 120 2ER-12
		14.5	15.0	19.4	28.0	35.0	125.0	HT 120 2ER-14
		17	15.0	19.4	28.0	35.0	128.0	HT 120 2ER-16
		21	15.0	19.4	28.0	35.0	133.0	HT 120 2ER-20
150	250	8.4	16.5	21.2	30.0	40.0	126.0	HT 150 2ER-8
	MCM	10.5	16.5	21.2	30.0	40.0	126.0	HT 150 2ER-10
		13	16.5	21.2	30.0	40.0	126.0	HT 150 2ER-12
		14.7	16.5	21.2	30.0	40.0	132.0	HT 150 2ER-14
		17	16.5	21.2	30.0	40.0	134.0	HT 150 2ER-16
		21	16.5	21.2	30.0	40.0	139.0	HT 150 2ER-20

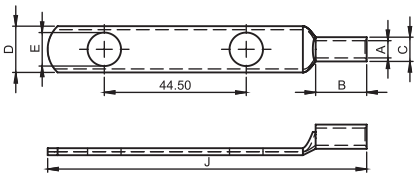

Cont...

HEX
AN ISO 9001 COMPANY

CRIMPING TYPE COPPER TUBULAR CABLE TERMINAL ENDS

UL LISTED

MATERIAL : E - COPPER • FINISH : ELECTRO TINNED

Cable Size		Stud	Dimensions in mm					Product Code
mm^2	AWG	Hole E	A	C	D	B Strip Length	J	
185	350	10.5	18.5	23.5	34.0	42.0	132.0	HT 185 2ER-10
	MCM	13	18.5	23.5	34.0	42.0	132.0	HT 185 2ER-12
		14.7	18.5	23.5	34.0	42.0	135.0	HT 185 2ER-14
		17	18.5	23.5	34.0	42.0	137.0	HT 185 2ER-16
		21	18.5	23.5	34.0	42.0	142.0	HT 185 2ER-20
240	500	10.5	21.0	26.5	38.0	50.0	143.0	HT 240 2ER-10
	MCM	13	21.0	26.5	38.0	50.0	143.0	HT 240 2ER-12
		14.7	21.0	26.5	38.0	50.0	145.0	HT 240 2ER-14
		17	21.0	26.5	38.0	50.0	147.0	HT 240 2ER-16
		21	21.0	26.5	38.0	50.0	152.0	HT 240 2ER-20
		BL	21.0	26.5	38.0	50.0	143.0	HT 240 2ER-BL
300	600	10.5	23.5	30.0	43.0	55.0	144.0	HT 300 2ER-10
	MCM	13	23.5	30.0	43.0	55.0	144.0	HT 300 2ER-12
		14.7	23.5	30.0	43.0	55.0	151.0	HT 300 2ER-14
		17	23.5	30.0	43.0	55.0	153.0	HT 300 2ER-16
		21	23.5	30.0	43.0	55.0	158.0	HT 300 2ER-20
		BL	23.5	30.0	43.0	55.0	144.0	HT 300 2ER-BL
400	750	13	28.5	36.5	52.5	60.0	149.0	HT 400 2ER-12
	MCM	14.7	28.5	36.5	52.5	60.0	158.0	HT 400 2ER-14
		17	28.5	36.5	52.5	60.0	160.0	HT 400 2ER-16
		21	28.5	36.5	52.5	60.0	165.0	HT 400 2ER-20
		BL	28.5	36.5	52.5	60.0	149.0	HT 400 2ER-BL
500	1000	13.0	30.0	39.0	56.0	65.0	160.0	HT 500 2ER-12
	MCM	14.7	30.0	39.0	56.0	65.0	163.0	HT 500 2ER-14
		17	30.0	39.0	56.0	65.0	165.0	HT 500 2ER-16
		21	30.0	39.0	56.0	65.0	170.0	HT 500 2ER-20
		BL	30.0	39.0	56.0	65.0	160.0	HT 500 2ER-BL

Note : Tolerance on dimensions are as per UL FUS.

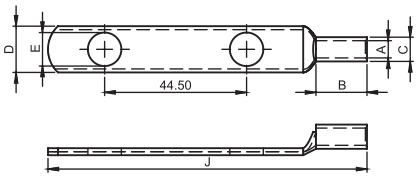

HEX AN ISO 9001 COMPANY

CRIMPING TYPE COPPER TUBULAR TERMINAL ENDS WITH LONG BARREL FOR ALUMINIUM CONECTORS

Material : OFHC COPPER BS 1977
Finish : Electro Tinned

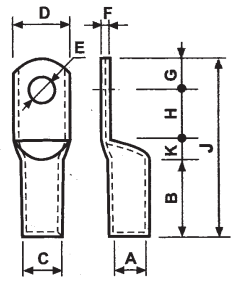

CABLE	BOLT	DIMENSIONS									PROD.
mm^2	E	A	C	D	F	B	K	H	G	J	CODE
2.5	M5	2.0	3.7	9	1.0	10.5	3	5	5	23.5	HEB - 05
4	M6	3.1	4.8	11	1.0	10.5	3	6	6	23.5	HEB - 06
6	M6	3.8	5.5	11	1.0	13.5	3	6	6	28.5	HEB - 07
10	M6	4.4	6.2	11	1.3	13.5	3	6	6	28.5	HEB - 08
16	M6	5.3	7.1	11	1.6	18.0	4	8	6	36.0	HEB - 09
25	M6	7.0	9.0	13	2.0	18.0	5	12	8	43.0	HEB - 10
35	M6	8.0	10.0	15	2.0	18.0	5	12	8	43.0	HEB - 11
35	M8	8.0	10.0	15	2.0	18.0	5	12	8	43.0	HEB - 12
50	M6	9.2	11.2	16	2.0	24.0	8	11	10	53.0	HEB - 13
50	M8	9.2	11.2	16	2.0	24.0	8	11	10	53.0	HEB - 14
50	M10	9.2	11.2	16	2.0	24.0	8	11	10	53.0	HEB - 15
70	M8	11.6	13.8	20	2.2	27	10	15	13	65.0	HEB - 16
70	M10	11.6	13.8	20	2.2	27	10	15	13	65.0	HEB - 17
70	M12	11.6	13.8	20	2.2	27	10	15	13	65.0	HEB - 18
95	M10	12.8	15.6	23	2.8	30	10	15	13	68.0	HEB - 19
95	M12	12.8	15.6	23	2.8	30	10	15	13	68.0	HEB - 20
120	M10	14.8	17.8	26	3.0	33.0	10	16	14	73.0	HEB - 21
120	M12	14.8	17.8	26	3.0	33.0	10	16	14	73.0	HEB - 22
120	M16	14.8	17.8	26	3.0	33.0	10	16	14	73.0	HEB - 23
150	M10	16.0	19.6	28	3.6	39.0	11	18	15	83.0	HEB - 24
150	M12	16.0	19.6	28	3.6	39.0	11	18	15	83.0	HEB - 25
150	M16	16.0	19.6	28	3.6	39.0	11	18	15	83.0	HEB - 26
185	M12	18.0	22.0	32	4.0	45.0	11	21	21	98.0	HEB - 27
185	M16	18.0	22.0	32	4.0	45.0	11	21	21	98.0	HEB - 28
225	M16	20.0	24.0	35	4.0	51.0	13	24	24	112.0	HEB - 231
240	M16	22.0	26.0	38	4.0	54.0	13	24	24	115.0	HEB - 29
240	M20	22.0	26.0	38	4.0	54.0	13	24	24	115.0	HEB - 30
300	M16	24.0	28.7	42	4.7	58.0	13	26	25	122.0	HEB - 31
300	M20	24.0	28.7	42	4.7	58.0	13	26	25	122.0	HEB - 32
400	M20	28.0	33.2	49	5.2	66.0	18	27	27	138.0	HEB - 33
500	M20	30.0	36.0	53	6.0	72.0	18	27	27	144.0	HEB - 34
630	M20	35.0	41.5	61	6.5	83.0	18	33	31	165.0	HEB - 35
800	-	39.0	46.3	67	7.3	98.0	25	38	37	198.0	HEB - 62
1000	-	43.0	53.8	76	10.8	135.0	30	45	45	255.0	HEB - 76

CRIMPING TYPE
TINNED COPPER IN - LINE CONNECTORS

Material : Copper Tube to BS 1977 / IS 191 (part v)
Specification : E.C. Grade 99.25% IACS
Finish : Electro Tinned to BS 1872 (1984)

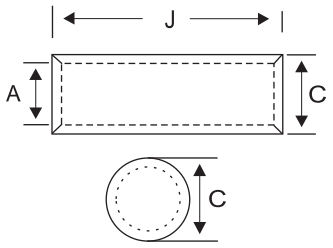

CABLE SIZE mm²	DIMENSIONS			PROD. CODE
	A	C	J	
1.5	1.6	3.2	7	HI - 450
2.5	2.4	4.0	7	HI - 451
4 - 6	3.5	5.5	7	HI - 452
10	4.4	6.2	9	HI - 456
16	5.6	8.0	10	HI - 457
25	7.5	11.1	11	HI - 484
35	9.0	12.6	12	HI - 485
50	10.5	14.1	16	HI - 477
70	12.0	16.0	18	HI - 478
95	13.5	18.1	20	HI - 479

CABLE SIZE mm²	DIMENSIONS			PROD. CODE
	A	C	J	
1.5	1.6	3.2	15	HI - 453
2.5	2.4	4.0	15	HI - 454
4 - 6	3.5	5.5	15	HI - 455
10	4.4	6.2	20	HI - 460
16	5.6	8.0	23	HI - 461
25	7.5	11.1	25	HI - 486
35	9.0	12.6	27	HI - 487
50	10.5	14.1	38	HI - 480
70	12.0	16.0	42	HI - 481
95	13.5	18.1	48	HI - 482

TINNED COPPER
IN - LINE CONNECTORS

CABLE SIZE mm²	DIMENSIONS			PROD. CODE
	A	C	J	
1.5	1.6	3.2	15	HI - 453
2.5	2	3.7	15	HI - 23
6	3.1	4.8	15	HI - 3
10	3.8	5.5	15	HI - 4
10	4.4	6.2	20	HI - 460
16	5.3	7.1	20	HI - 6
25	7	9.0	25	HI - 7
35	8	10.0	30	HI - 8
50	9.2	11.2	35	HI - 9
70	11.5	13.8	40	HI - 10
95	12.8	15.6	45	HI - 11
120	14.8	17.8	50	HI - 12
150	16	19.6	55	HI - 13
185	18	22.0	60	HI - 14
225	20	24.0	65	HI - 20
240	22	26.0	65	HI - 15
300	24	28.7	75	HI - 16
400	28	33.2	90	HI - 17
500	30	36.0	95	HI - 18
625	35	41.2	105	HI - 19
800	39	46.3	120	HI - 21
1000	43	53.8	150	HI - 22

TINNED COPPER
IN - LINE CONNECTORS - HEAVY DUTY

CABLE SIZE mm²	DIMENSIONS			PROD. CODE
	A	C	J	
2.5	2.4	4.0	15	HI - 454
4	3.1	4.8	15	HI - 3
6	3.8	5.5	15	HI - 4
10	4.5	6.2	20	HI - 460
16	5.4	7.1	20	HI - 6
25	6.8	8.8	32	HI - 24
35	8.2	10.6	36	HI - 25
50	9.5	12.4	40	HI - 26
70	11.2	14.7	50	HI - 27
95	13.5	17.4	60	HI - 28
120	15.0	19.4	65	HI - 29
150	16.5	21.2	70	HI - 30
185	18.5	23.5	75	HI - 31
240	21.0	26.5	90	HI - 32
300	23.5	30.0	100	HI - 33
400	28.5	36.5	120	HI - 34
500	30.0	39.0	130	HI - 35
625	35.0	45.0	140	HI - 36

CRIMPING TYPE TINNED COPPER CABLE END SEALING FERRULES

Material : Copper Trube to BS 1977 / IS 191 (part v)
Specification : E.C. Gade 99.25% IACS
Finish : Electro Tinned to BS 1872 (1984)

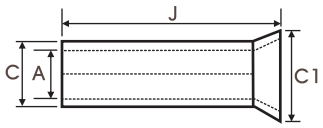

CABLE SIZE mm²	DIMENSIONS				PROD. CODE
	A	C	C1	J	
0.5	1	1.4	2.1	6	HSF - 508
0.75	1.4	1.8	2.5	6	HSF - 509
1	1.6	2	2.7	6	HSF - 510
	1.6	2	2.7	10	HSF - 511
1.5	1.8	2.2	2.9	7	HSF - 512
	1.8	2.2	2.9	10	HSF - 513
2.5	2.3	2.7	2.9	7	HSF - 514
	2.3	2.7	3.5	12	HSF - 515
4	2.8	3.2	4	9	HSF - 516
	2.8	3.2	4	12	HSF - 517
6	3.7	4.1	4.8	10	HSF - 518
	3.7	4.1	4.8	12	HSF - 519
	3.7	4.1	4.8	15	HSF - 520
10	4.6	5	5.8	12	HSF - 521
	4.6	5	5.8	15	HSF - 522
	4.6	5	5.8	18	HSF - 523
16	5.9	6.3	7.5	12	HSF - 524
	5.9	6.3	7.5	15	HSF - 525
	5.9	6.3	7.5	18	HSF - 526
25	6.7	7.2	9	12	HSF - 527
	7.3	7.9	9.5	12	HSF - 528
	7.3	7.9	9.5	15	HSF - 529
	7.3	7.9	9.5	18	HSF - 530
	7.3	7.9	9.5	20	HSF - 531
35	8.3	8.9	11	15	HSF - 532
	8.3	8.9	11	18	HSF - 533
	8.3	8.9	11	20	HSF - 534
	8.3	8.9	11	25	HSF - 535
50	10.3	10.9	13	18	HSF - 536
	10.3	10.9	13	22	HSF - 537
	10.3	10.9	13	25	HSF - 538
	10.3	10.9	13	30	HSF - 539
70	12.5	13.3	15	22	HSF - 540
	12.5	13.3	15	25	HSF - 541
	12.5	13.3	15	30	HSF - 542
95	14.5	15.3	17	25	HSF - 543
	14.5	15.3	17	30	HSF - 544
	14.5	15.3	17	32	HSF - 545
120	16.5	17.5	19	30	HSF - 546
	16.5	17.5	19	32	HSF - 547
	16.5	17.5	19	34	HSF - 548

INSULATED END-SEALING FERRULES

Material : E - Copper • Finish : Electro Tinned

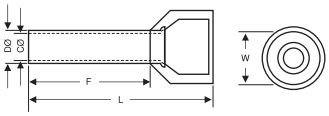

Cable mm²	Colour of Insulation	Dimensions in mm ± 3% F	L	W	DØ	CØ	Product Code
0.5	White	6.0	12.0	2.6	1.3	1.0	HE -0506
		8.0	14.0				HE -0508
		10.0	16.4				HE -0510
		12.0	18.4				HE -0512
0.75	Blue	6.0	12.4	2.8	1.5	1.2	HE -7506
		8.0	14.4				HE -7508
		10.0	16.4				HE -7510
		12.0	18.4				HE -7512
1.0	Red	6.0	12.0	3.0	1.7	1.4	HE -1006
		8.0	14.0				HE -1008
		10.0	16.0				HE -1010
		12.0	18.0				HE -1012
1.5	Black	8.0	14.6	3.5	2.0	1.7	HE -1508
		10.0	16.4				HE -1510
		12.0	18.4				HE -1512
		18.0	24.4				HE -1518
2.5	Grey	8.0	15.2	4.0	2.6	2.3	HE -2508
		10.0	17.2				HE -2510
		12.0	19.2				HE -2512
		18.0	25.2				HE -2518

Cable mm²	Colour of Insulation	Dimensions in mm ± 3% F	L	W	DØ	CØ	Product Code
4.0	Orange	9.0	16.5	4.4	3.2	2.8	HE -4009
		12.0	19.5				HE -4012
		18.0	25.5				HE -4018
6.0	Green	10.0	18.0	6.3	3.9	3.5	HE -6010
		12.0	20.0				HE -6012
		18.0	26.0				HE -6018
10.0	Brown	12.0	21.5	7.6	4.9	4.5	HE -10-12
		18.0	27.5				HE -10-18
16.0	White	12.0	22.2	8.8	6.2	5.8	HE -16-12
		18.0	28.2				HE -16-18
25.0	Brown	16.0	29.0	11.2	7.9	7.5	HE -25-16
		22.0	35.0				HE -25-22
35.0	White	16.0	30.0	12.7	8.7	8.3	HE -35-16
		25.0	39.0				HE -35-25
50.0	Olive	20.0	36.0	15.3	10.9	10.3	HE -50-20
		25.0	41.0				HE -50-25

TWIN END SEALING FERRULES

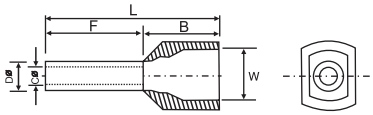

Cable mm²	Colour of Insulation	Dimensions in mm ± 3% F	L	W	B	D	C	Product Code
2 x 0.50	White	8.0	14.5	5.0	6.5	1.8	1.5	HTSFI - 0508
2 x 0.75		8.0	14.7	5.5	6.7	2.1	1.8	HTSFI - 7508
2 x 0.75	Grey	10.0	16.7	5.5	7.1	2.3	2.0	HTSFI - 7510
2 x 1.00		8.0	15.1	5.5	7.1	2.3	2.0	HTSFI - 1008
2 x 1.00		10.0	17.1	5.5	7.2	2.6	2.3	HTSFI - 1010
2 x 1.50		8.0	15.5	6.4	7.5	2.6	2.3	HTSFI - 1508
2 x 1.50		12.0	19.5	6.4	8.5	3.3	2.9	HTSFI - 1512
2 x 2.50		10.0	18.5	8.0	8.5	3.3	2.9	HTSFI - 2510
2 x 2.50	Blue	13.0	21.5	8.0	5.0	5.0	5.0	HTSFI - 2513
2 x 4.00	Grey	12.0	23.1	8.8	11.1	4.2	3.8	HTSFI - 4012
2 x 6.00	Yellow	14.0	26.1	9.5	12.1	5.3	4.9	HTSFI - 6014
2 x 10.00	Red	14.0	27.0	13.0	12.0	7.0	7.0	HTSFI - 10-14
2 x 16.00	Blue	14.0	31.3	19.0	17.0	8.7	8.3	HTSFI - 16-14

HEX®
AN ISO 9001 COMPANY

COPPER CABLE TERMINAL ENDS WITH EXTENDED PALM (2 HOLE)

Material : E - Copper
Finish : Electro Tinned

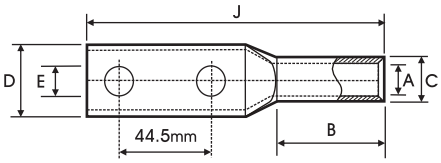

Cable mm²	Stud Hole E	Dimensions in mm ± 3% A	C	D	B	J	Product Code
16	10.5	5.4	7.6	14.5	16	100	HT16 2E - 10
25	10.5	6.8	8.8	15	16	100	HT25 2E - 10
35	10.5	8.2	10.6	16.5	16	100	HT35 2E - 10
50	10.5	9.5	12.4	17	25	109	HT50 2E - 10
	13.7	9.5	12.4	17	25	109	HT50 2E - 12
70	10.5	11.3	14.7	21	30	114	HT70 2E - 10
	13.7	11.3	14.7	21	30	114	HT70 2E - 12
95	10.5	13.5	17.4	25	30	116	HT95 2E - 10
	13.7	13.5	17.4	25	30	116	HT95 2E - 12
120	10.5	15	19.4	27.5	35	122	HT120 2E - 10
	13.7	15	19.4	27.5	35	122	HT120 2E - 12
150	10.5	16.5	21.2	30	40	126	HT150 2E - 10
	13.7	16.5	21.2	30	40	126	HT150 2E - 12
185	10.5	18.5	23.5	33.5	42	132	HT185 2E - 10
	13.7	18.5	23.5	33.5	42	132	HT185 2E - 12
240	10.5	21	26.5	38.5	50	143	HT240 2E - 10
	13.7	21	26.5	38.5	50	143	HT240 2E - 12

Cable mm²	Stud Hole E	Dimensions in mm ± 3% A	C	D	B	J	Product Code
300	13.7	23.5	30	43	55	144	HT300 2E - 12
400	13.7	28.5	36.5	52.5	60	149	HT400 2E - 12
500	13.7	30	39	56	65	160	HT500 2E - 12
630	13.7	35	45	63.8	75	160	HT630 2E - 12
800	13.7	39	50.6	72	78	214	HT800 2E - 12
1000	13.7	43	56.2	78.5	90	244	HT1000 2E - 12

- Also available with Blank Palm (without hole)
- Also available with inspection hole.

CRIMPING TYPE TINNED COPPER TRANSFORMER TERMINAL ENDS LONG PALM WITHOUT HOLE

Material : Copper Tube to BS 1977 / IS 191 (part v)
Specification : E.C. Grade 99.25% IACS
Finish : Electro Tinned to BS 1872 (1984)

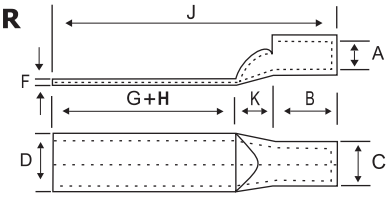

CABLE SIZE mm²	DIMENSIONS A	C	D	F	B	K	G+H	J	PROD. CODE
50	9.5	12.4	18	2.9	16	6	42	64	HS - 466
70	11.2	14.7	21	3.5	18	7	50	75	HS - 467
95	13.5	17.4	25	3.9	20	9	52	81	HS - 468
120	15.0	19.4	28	4.4	22	10	56	88	HS - 469
150	16.5	21.2	30	4.7	26	11	64	101	HS - 470
185	18.5	23.5	34	5.0	32	12	68	112	HS - 471
240	21.0	26.5	38	5.5	38	14	80	132	HS - 472
300	23.5	30.0	43	6.5	42	15	88	145	HS - 473
400	28.5	36.5	53	8.0	44	18	104	166	HS - 474
500	30.0	39.0	56	9.0	48	20	112	180	HS - 475
625	35.0	45.0	65	10.0	56	22	132	210	HS - 476

- Also available with Blank Palm (without hole)
- Also available with inspection hole.

HEX
AN ISO 9001 COMPANY

CRIMPING TYPE TINNED COPPER REDUCER TYPE TERMINAL ENDS

Material : Copper Tube to BS 1977 / IS 191 (part v)
Specification : E.C. Grade 99.25% IACS
Finish : Electro Tinned to BS 1872 (1984)

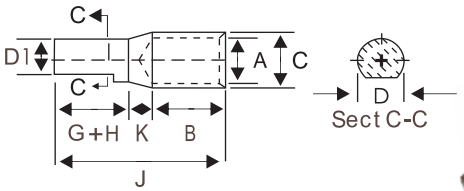

CABLE SIZE mm²	DIMENSIONS								PROD. CODE
	A	C	D	D1	B	K	G+H	J	
2.5	2.5	4.7	3.8	3.3	6	4	10	20	HPC-7
4	2.8	4.7	3.8	3.3	6	4	10	20	HPC-16
6	3.1	4.7	3.8	3.3	6	4	10	20	HPC-18
10	3.8	5.5	3.8	3.3	9	4	10	23	HPC-20
16	5.3	7.1	3.8	3.3	12	5	13	30	HPC-2
25	7.0	9.0	6.0	5.5	12	5	15	32	HPC-25
25	7.0	9.0	7.5	6.5	12	5	20	37	HPC-3
35	8.0	10.0	7.5	6.5	12	5	20	37	HPC-4
50	9.2	11.2	7.5	6.5	16	5	20	41	HPC-26
70	11.5	13.8	7.5	6.5	18	5	20	43	HPC-27
70	11.5	13.8	11.5	10.5	18	5	25	48	HPC-6
70	11.5	13.8	11.5	10.5	18	5	32	55	HPC-28
95	12.8	15.6	11.5	10.5	20	6	25	51	HPC-29
95	12.8	15.6	7.5	6.5	20	6	22	48	HPC-31
95	12.8	15.6	15.6	14.0	20	6	27	53	HPC-8
120	14.8	17.8	11.5	10.5	22	6	25	53	HPC-32
120	14.8	17.8	7.5	6.5	22	6	22	50	HPC-34
120	14.8	17.8	11.5	10.5	22	6	32	60	HPC-35
150	16.0	19.6	11.5	10.5	26	6	32	64	HPC-37
185	18.0	22.0	11.5	10.5	32	6	32	70	HPC-38
240	22.0	26.0	16.0	15.0	38	8	42	88	HPC-44
300	24.0	28.7	16.0	15.0	42	8	42	92	HPC-45
400	28.0	33.2	15.6	14.0	46	12	32	90	HPC-48

CRIMPING TYPE ALUMINIUM REDUCER TYPE TERMINAL ENDS

Material : Aluminium
Finish : Natural / Passivated Al.

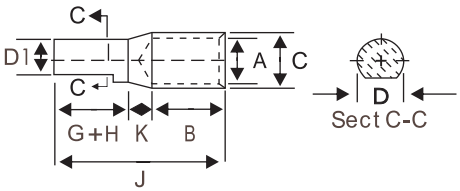

CABLE SIZE mm²	DIMENSIONS								PROD. CODE
	A	C	D	B	D1	G+H	K	J	
2.5	2.0	5.5	4.5	7	4.0	10	4	21	HPA - 01
2.5	2.6	5.5	3.8	7	3.3	10	4	21	HPA - 07
4	2.9	5.5	4.5	7	4.0	10	4	21	HPA - 15
4	2.9	5.5	3.8	7	3.3	10	4	21	HPA - 16
6	3.5	5.5	4.5	7	4.0	10	4	21	HPA - 17
6	3.5	5.5	3.8	7	3.3	10	4	21	HPA - 18
10	3.8	7.4	4.5	9	4.0	10	4	23	HPA - 19
10	3.8	7.4	3.8	9	3.3	10	4	23	HPA - 20
10	4.4	7.4	4.5	9	4.0	10	4	23	HPA - 21
10	4.4	7.4	3.8	9	3.3	10	4	23	HPA - 22
16	5.4	8.3	6.0	13	5.5	15	5	33	HPA - 23
16	5.4	8.3	6.0	13	5.5	20	5	38	HPA - 24
16	5.4	8.3	3.8	13	3.3	13	5	31	HPA - 02
25	7.0	10.0	6.0	16	5.5	15	5	36	HPA - 25
25	7.0	10.0	7.5	16	6.5	20	5	41	HPA - 03
35	8.0	10.8	7.5	18	6.5	20	5	43	HPA - 04
50	9.3	13.0	7.5	22	6.5	20	5	47	HPA - 26
50	10.4	14.0	14.0	22	1.3	24	7	53	HPA - 05
70	11.6	16.0	7.5	26	6.5	20	5	51	HPA - 27
70	11.6	16.0	11.5	26	10.5	25	5	56	HPA - 06
70	11.6	16.0	11.5	26	10.5	32	5	63	HPA - 28
95	12.9	17.1	11.5	28	10.5	25	6	59	HPA - 29
95	12.9	17.1	15.6	28	14.0	27	6	61	HPA - 08
95	12.9	17.1	7.5	28	6.5	22	6	56	HPA - 31
95	12.9	17.1	12.8	28	11.8	32	6	66	HPA - 32
120	14.8	19.6	11.5	32	10.5	25	6	63	HPA - 33
120	14.8	19.6	7.5	32	6.5	22	6	60	HPA - 34
120	14.8	19.6	11.5	32	10.5	32	6	70	HPA - 35
120	14.8	19.6	15.6	32	14.0	32	6	70	HPA - 36
150	16.1	21.2	15.6	34	14.0	32	6	72	HPA - 10
150	16.1	21.2	11.5	34	10.5	32	6	72	HPA - 37
185	18.0	23.7	15.6	36	14.0	32	6	74	HPA - 30
185	18.0	23.7	11.5	36	10.5	32	6	74	HPA - 38
225	20.6	27.0	15.6	40	14.0	32	8	80	HPA - 39
225	20.6	27.0	21.0	40	18.0	42	8	90	HPA - 46
225	20.6	27.0	16.0	40	15.0	42	8	90	HPA - 42
240	22.0	28.0	16.0	44	15.0	42	8	94	HPA - 44
240	22.0	28.0	15.6	44	14.0	32	8	84	HPA - 43
300	24.0	31.0	16.0	47	15.0	42	8	97	HPA - 45
300	24.0	31.0	15.6	47	14.0	32	8	87	HPA - 47

CRIMPING TYPE ALUMINUM CABLE TERMINAL ENDS for ALUMINUM CONDUCTORS

Marerial : Aluminum
Finish : Natural / Passivated Al

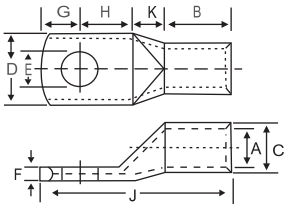

CABLE SIZE mm²	HOLE E	DIMENSIONS A	C	D	F	B	K	H	G	J	PROD. CODE
2.5	3.2	2.0	5.5	6.6	3.5	7	3	4	4	18	HAS - 151
2.5	3.7	2.6	5.5	7.0	2.9	7	3	4	4	18	HAS - 309
4	4.2	2.9	5.5	7.2	2.6	7	3	4	4	18	HAS - 155
4	5.1	2.9	5.5	12	1.2	7	4	7	6	23	HAS - 317
6	5.2	3.5	5.5	7.5	2.0	7	4	7	6	24	HAS - 158
6	6.5	3.5	5.5	12.0	1.1	7	4	7	6	24	HAS - 313
10	4.2	3.8	6.2	8.4	2.4	9	4	9	8	30	HAS - 159
10	6.4	4.4	7.2	9.7	2.8	9	4	9	8	30	HAS - 214
10	8.2	4.4	7.2	15.0	1.8	9	4	9	8	30	HAS - 215
16	6.4	5.4	8.3	11.4	2.9	13	4	11	9	37	HAS - 252
16	8.2	5.4	8.3	11.4	2.9	13	4	11	9	37	HAS - 216
16	10.2	5.4	8.3	18.0	1.8	13	4	11	9	37	HAS - 217
25	6.4	7.0	9.7	13.7	2.7	16	7	12	9	44	HAS - 253
25	8.2	7.0	9.7	13.7	2.7	16	7	12	9	44	HAS - 218
25	10.2	7.0	9.7	20.0	1.7	16	7	11	10	44	HAS - 219
25	12.7	7.0	9.7	20.0	1.7	16	7	11	10	44	HAS - 220
35	6.4	8.0	10.8	15.4	2.8	18	7	11	11	47	HAS - 254
35	8.2	8.0	10.8	15.4	2.8	18	7	11	11	47	HAS - 221
35	10.2	8.0	10.8	20.0	2.1	18	7	11	11	47	HAS - 222
50	8.2	9.3	13.0	18.3	3.7	22	6	15	11	54	HAS - 255
50	10.2	9.3	13.0	23.0	2.8	22	8	13	11	54	HAS - 312
50	12.7	9.3	13.0	23.0	2.8	22	8	12	12	54	HAS - 224
70	8.2	11.6	16.0	22.6	4.4	26	6	15	13	60	HAS - 256
70	10.2	11.6	16.0	22.6	4.4	26	6	15	13	60	HAS - 225
70	12.7	11.6	16.0	22.6	4.4	26	6	15	13	60	HAS - 226
95	10.2	12.9	17.1	24.5	4.2	26.5	7.50	16	14	64	HAS - 227
95	12.7	12.9	17.1	24.5	4.2	26.5	7.50	16	14	64	HAS - 228
95	16.2	12.9	17.1	24.5	4.2	26.5	7.50	16	14	64	HAS - 229
120	10.2	15.0	19.6	28.2	4.6	31	9	18	15	73	HAS - 257
120	12.7	15.0	19.6	28.2	4.6	31	9	18	15	73	HAS - 230
120	16.2	15.0	19.6	28.2	4.6	31	9	18	15	73	HAS - 231
150	10.2	16.5	21.5	30.9	5.0	34	11	17	17	79	HAS - 258
150	12.7	16.5	21.5	30.9	5.0	34	11	17	17	79	HAS - 232
150	16.2	16.5	21.5	30.9	5.0	34	11	17	17	79	HAS - 233
185	12.7	18.6	24.0	34.6	5.5	36	12	18	18	84	HAS - 311
185	12.7	18.5	24.0	34.6	5.5	36	12	18	18	84	HAS - 234
185	16.2	18.5	24.0	34.6	5.5	36	12	18	18	84	HAS - 235
225	12.7	21.0	27.0	39.0	6.0	40	14	20	20	94	HAS - 320
240	12.7	22.0	28.6	41.2	6.6	44	14	22	22	102	HAS - 236
240	16.2	22.0	28.6	41.2	6.6	44	14	22	22	102	HAS - 237
300	16.2	25.0	32.0	46.3	7.0	47	15	26.5	26.5	115	HAS - 300
300	20.3	25.0	32.0	46.3	7.0	47	15	26.5	26.5	115	HAS - 259
400	20.3	29.0	37.5	54.1	8.5	56	16	28	30	130	HAS - 260
500	20.3	31.0	41.0	58.7	10.0	60	15	33	32	140	HAS - 296
630	20.3	36.0	46.0	66.6	10.0	69	16	35	34	154	HAS - 261
800	-	39.0	51.0	73.3	12.0	77	25	39	39	180	HAS - 318
1000	-	43.5	57.0	81.9	13.5	100	30	45	45	220	HAS - 319

HEX®
AN ISO 9001 COMPANY

ALUMINIUM 3-CORE SECTOR CABLE LUGS

Material : Aluminium
Finish : Natural / Passivated Aluminium

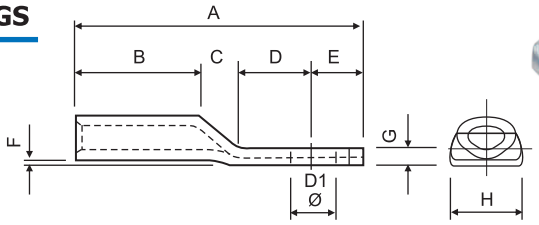

CABLE	STUD	DIMENSIONS									PROD.
mm²	Ø	A	B	C	D	E	F	G	H	D1Ø	CODE
25	8							4.1	15.2	8.4	HAL3 25-8
25	10	65	25	8	17	12	1			10.4	HAL3 25-10
25	12							2.9	21	12.5	HAL3 25-12
35	8							4.4	17.6	8.4	HAL3 35-8
35	10	68	30	8	17	12	1			10.4	HAL3 35-10
35	12							3.6	21	12.5	HAL3 35-12
50	10							4.5	20.3	8.4	HAL3 50-10
50	12	71	32	10	17	12	1			10.4	HAL3 50-12
50	16							2.9	21	12.5	HAL3 50-16
70	10							5	23.2	10.4	HAL3 70-10
70	12	76	35.5	11	17	12	1			12.5	HAL3 70-12
70	16							4.6	26	16.5	HAL3 70-16
95	10									10.4	HAL3 95-10
95	12	82	39	14	17	12	1.5	5.7	27.7	12.5	HAL3 95-12
95	16									16.5	HAL3 95-16
120	12									10.4	HAL3 120-12
120	16	88	44	15	17	12	1.5	6.5	31	12.5	HAL3 120-16
120	20									16.5	HAL3 120-20
150	12									12.4	HAL3 150-12
150	16	100	47.5	16	20.5	16	1.5	7.2	34.7	16.5	HAL3 150-16
150	20									20.5	HAL3 150-20
185	12									12.4	HAL3 185-12
185	16	106	47.5	16	20.5	16	1.5	7.2	34.7	16.5	HAL3 185-16
185	20									20.5	HAL3 185-20
240	20	116	55.5	20.5	22	18	2	5.7	43.6	20.5	HAL3 240-20
300	20	128.5	60.5	23	25	20	2	9.7	49.2	20.5	HAL3 300-20

ALUMINIUM SECTOR FERRULES

Material : Aluminium
Finish : Natural / Passivated Aluminium

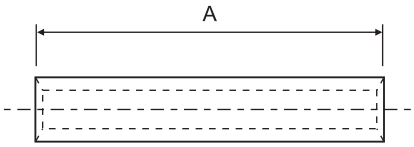

HAL3 3-CORE SECTOR

HAL4 4-CORE SECTOR

CABLE		PROD. CODE	
mm²	A	3-CORE SECTOR	4-CORE SECTOR
25	66	HAL-3F-25	HAL-4F-25
35	70	HAL-3F-35	HAL-4F-35
50	74	HAL-3F-50	HAL-4F-50
70	78	HAL-3F-70	HAL-4F-70
95	84	HAL-3F-95	HAL-4F-95
120	91	HAL-3F-120	HAL-4F-120
150	102	HAL-3F-150	HAL-4F-150
185	108	HAL-3F-185	HAL-4F-185
240	118	HAL-3F-240	HAL-4F-240
300	130	HAL-3F-300	HAL-4F-300
400	140	-	-
500	155	-	-
630	172	-	-
800	-	-	-
1000	-	-	-

Tolerance : ± 3%

ALUMINIUM 4-CORE SECTOR CABLE LUGS

Material : Aluminium
Finish : Natural / Passivated Aluminium

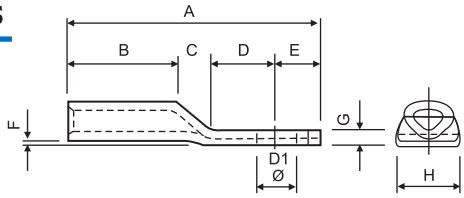

CABLE mm²	STUD Ø	DIMENSIONS A	B	C	D	E	F	G	H	D1Ø	PROD. CODE
25	8	62	25	8	17	12	1	4.1	15.2	8.4	HAL4 25-8
25	10	62	25	8	17	12	1	4.0	17	10.4	HAL4 25-10
25	12	62	25	8	17	12	1	2.9	21	12.5	HAL4 25-12
35	8	70	30.5	10	18.5	11	1	4.4	17.6	8.4	HAL4 35-8
35	10	70	30.5	10	18.5	11	1	3.8	19.5	10.4	HAL4 35-10
35	12	70	30.5	10	18.5	11	1	3.6	21	12.5	HAL4 35-12
50	10	73.3	32.5	11	18	12.8	1	4.5	20.3	10.4	HAL4 50-10
50	12	73.3	32.5	11	18	12.8	1	4.0	20.5	12.5	HAL4 50-12
50	16	73.3	32.5	11	18	12.8	1	2.9	21	16.5	HAL4 50-16
70	10	76.6	36.5	11.50	16.5	12	1	5	23.2	10.4	HAL4 70-10
70	12	76.6	36.5	11.50	16.5	12	1	4.8	25.5	12.5	HAL4 70-12
70	16	76.6	36.5	11.50	16.5	12	1	4.6	26	16.5	HAL4 70-16
95	10	84	39	15	17.5	12.5	1.5	5.5	27.8	10.4	HAL4 95-10
95	12	84	39	15	17.5	12.5	1.5	5.5	27.8	12.5	HAL4 95-12
95	16	84	39	15	17.5	12.5	1.5	5.5	27.8	16.5	HAL4 95-16
120	12	91.8	45.5	16.8	17.5	12	1.5	6.2	30.8	12.5	HAL4 120-12
120	16	91.8	45.5	16.8	17.5	12	1.5	6.2	30.8	16.5	HAL4 120-16
120	20	91.8	45.5	16.8	17.5	12	1.5	6.2	30.8	20.5	HAL4 120-20
150	12	102	47.2	20	18.3	16.5	1.5	7.5	34	12.4	HAL4 150-12
150	16	102	47.2	20	18.3	16.5	1.5	7.5	34	16.5	HAL4 150-16
150	20	102	47.2	20	18.3	16.5	1.5	7.5	34	20.5	HAL4 150-20
185	12	109.2	53.5	20.2	19.5	16	1.5	7.3	38.3	12.4	HAL4 185-12
185	16	109.2	53.5	20.2	19.5	16	1.5	7.3	38.3	16.5	HAL4 185-16
185	20	109.2	53.5	20.2	19.5	16	1.5	7.3	38.3	20.5	HAL4 185-20
240	20	117	55.5	23	20.2	17.5	2	9	42.5	20.5	HAL4 240-20
300	20	130	60	23	27	20	2	11	49.2	20.5	HAL4 300-20

ALUMINIUM forged CABLE LUGS (AS PER DIN 46329)

Material : Aluminium
Finish : Natural / Passivated Aluminium

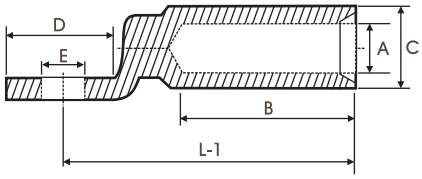

CABLE mm²	HOLE E	DIMENSIONS BOLT	A	C	D	B	L1	PROD. CODE
16	8.4	M 8	5.8	12	20	30	50	HAFL 16-8
25	8.4	M 8	6.8	12	20	30	50	HAFL 25-8
35	8.4	M 8	8	14	25	42	62	HAFL 35-8
50	8.4	M 8	9.8	16	25	42	62	HAFL 50-8
70	8.4	M 8	11.2	18	25	52	72	HAFL 70-8
95	10.5	M 10	13.2	22	25	56	75	HAFL 95-10
120	10.5	M 10	14.7	22	30	56	80	HAFL 120-10
150	10.5	M 10	16.3	25	30	60	90	HAFL 150-10
185	10.5	M 10	18.3	28	30	60	91	HAFL 185-10
240	10.5	M 10	21	32	38	70	103	HAFL 240-10
300	13	M12	23.3	34	38	70	103	HAFL 300-12
400	13	M12	26	38	38	73	116	HAFL 400-12
500	13	M12	29	44	44	79	122	HAFL 500-12

* Other Hole sizes available on request.
Note : All dimensions in mm
• ONLY ON SPECIAL REQUEST : Barrels can be capped & filled with grease to avoid oxidation of the conductor.

HEX
AN ISO 9001 COMPANY

CRIMPING TYPE ALUMINIUM BI - METALLIC TIN PLATED CABLE TERMINAL ENDS

Material : Aluminium
Finish : Tinned

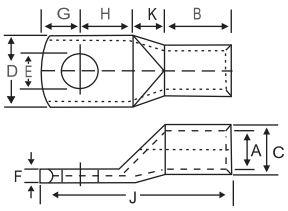

CABLE SIZE mm²	HOLE E	DIMENSIONS A	C	D	F	B	K	H	G	J	PROD. CODE
2.5	3.2	2.0	5.5	6.6	3.5	7	3	4	4	18	HBAS - 151
2.5	3.7	2.6	5.5	7.0	2.9	7	3	4	4	18	HBAS - 309
4	4.2	2.9	5.5	7.2	2.6	7	3	4	4	18	HBAS - 155
4	5.1	2.9	5.5	12.0	1.2	7	4	7	6	23	HBAS - 317
6	5.2	3.5	5.5	7.5	2.0	7	4	7	6	24	HBAS - 158
6	6.5	3.5	5.5	12.0	1.1	7	4	7	6	24	HBAS - 313
10	4.2	3.8	6.2	8.4	2.4	9	4	9	8	30	HBAS - 159
10	6.4	4.4	7.2	9.7	2.8	9	4	9	8	30	HBAS - 214
10	8.2	4.4	7.2	15.0	1.8	9	4	9	8	30	HBAS - 215
16	6.4	5.4	8.3	11.4	2.9	13	4	11	9	37	HBAS - 252
16	8.2	5.4	8.3	11.4	2.9	13	4	11	9	37	HBAS - 216
16	10.2	5.4	8.3	18.0	1.8	13	4	11	9	37	HBAS - 217
25	6.4	7.0	9.7	13.7	2.7	16	7	12	9	44	HBAS - 253
25	8.2	7.0	9.7	13.7	2.7	16	7	12	9	44	HBAS - 218
25	10.2	7.0	9.7	20.0	1.7	16	7	11	10	44	HBAS - 219
25	12.7	7.0	9.7	20.0	1.7	16	7	11	10	44	HBAS - 220
35	6.4	8.0	10.8	15.4	2.8	18	7	11	11	47	HBAS - 254
35	8.2	8.0	10.8	15.4	2.8	18	7	11	11	47	HBAS - 221
35	10.2	8.0	10.8	20.0	2.1	18	7	11	11	47	HBAS - 222
50	8.2	9.3	13.0	18.3	3.7	22	6	15	11	54	HBAS - 255
50	10.2	9.3	13.0	23.0	2.8	22	8	13	11	54	HBAS - 312
50	12.7	9.3	13.0	23.0	2.8	22	8	12	12	54	HBAS - 224
70	8.2	11.6	16.0	22.6	4.4	26	6	15	13	60	HBAS - 256
70	10.2	11.6	16.0	22.6	4.4	26	6	15	13	60	HBAS - 225
70	12.7	11.6	16.0	22.6	4.4	26	6	15	13	60	HBAS - 226
95	10.2	12.9	17.1	24.5	4.2	26.5	7.50	16	14	64	HBAS - 227
95	12.7	12.9	17.1	24.5	4.2	26.5	7.50	16	14	64	HBAS - 228
95	16.2	12.9	17.1	24.5	4.2	26.5	7.50	16	14	64	HBAS - 229
120	10.2	15.0	19.6	28.2	4.6	31	9	18	15	73	HBAS - 257
120	12.7	15.0	19.6	28.2	4.6	31	9	18	15	73	HBAS - 230
120	16.2	15.0	19.6	28.2	4.6	31	9	18	15	73	HBAS - 231
150	10.2	16.5	21.5	30.9	5.0	34	11	17	17	79	HBAS - 258
150	12.7	12.7	21.5	30.9	5.0	34	11	17	17	79	HBAS - 232
150	16.2	16.5	21.5	30.9	5.0	34	11	17	17	79	HBAS - 233
185	12.7	18.6	24.0	34.6	5.5	36	12	18	18	84	HBAS - 311
185	12.7	18.5	24.0	34.6	5.5	36	12	18	18	84	HBAS - 234
185	16.2	18.5	24.0	34.6	5.5	36	12	18	18	84	HBAS - 235
225	12.7	21.0	27.0	39.0	6.0	40	14	20	20	94	HBAS - 320
240	12.7	22.0	28.6	41.2	6.6	44	14	22	22	102	HBAS - 236
240	16.2	22.0	28.6	41.2	6.6	44	14	22	22	102	HBAS - 237
300	16.2	25.0	32.0	46.3	7.0	47	15	26.5	26.5	115	HBAS - 300
300	20.3	25.0	32.0	46.3	7.0	47	15	26.5	26.5	115	HBAS - 259
400	20.3	29.0	37.5	54.1	8.5	56	16	28	30	130	HBAS - 260
500	20.3	31.0	41.0	58.7	10.0	60	15	33	32	140	HBAS - 296
630	20.3	36.0	46.0	66.6	10.0	69	16	35	34	154	HBAS - 261
800	-	39.0	51.0	73.3	12.0	77	25	39	39	180	HBAS - 318
1000	-	43.5	57.0	81.9	13.5	100	30	45	45	220	HBAS - 319

CRIMPING TYPE ALUMINIUM IN - LINE CONNECTORS for ALUMINIUM CONDUCTORS

Material : Aluminium
Finish : Natural / Passivated Al.

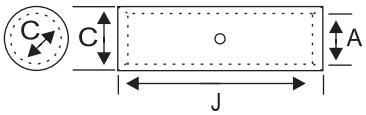

CABLE SIZE mm²	DIMENSIONS			PROD. CODE
	A	C	J	
2.5	2.0	5.5	16	HAI - 145
2.5	2.6	5.5	16	HAI - 6
4	2.9	5.5	16	HAI - 5
6	3.5	5.5	16	HAI - 13
10	3.8	6.2	20	HAI - 146
10	4.4	7.2	20	HAI - 14
16	5.4	8.3	26	HAI - 4
25	7.0	9.7	35	HAI - 3
35	8.0	10.8	40	HAI - 2
50	9.3	13.0	45	HAI - 12
70	11.6	16.0	55	HAI - 1
95	12.9	17.1	60	HAI - 15
120	15.0	19.6	65	HAI - 9
150	16.5	21.5	70	HAI - 10
185	18.5	24.0	75	HAI - 11
225	21.0	27.0	85	HAI - 147
240	22.0	28.6	90	HAI - 16
300	25.0	32.0	100	HAI - 17
400	29.0	37.5	115	HAI - 18
500	31.0	41.0	125	HAI - 19
630	36.0	46.0	140	HAI - 20
800	39.0	51.0	160	HAI - 148
1000	43.5	57.0	210	HAI - 149

HEAVY DUTY LONG BARREL ALUMINIUM IN-LINE CONNECTOR for XLPE CABLE

CABLE SIZE mm²	DIMENSIONS			PROD. CODE
	A	C	J	
25	7.2	9.6	82	HAXL - 25
35	8.3	11.1	90	HAXL -35
50	10.1	13.5	100	HAXL -50
70	10.2	14.5	104	HAXL -70
95	12.0	16.9	108	HAXL -95
120	13.7	19.0	112	HAXL -120
150	15.1	21.2	116	HAXL -150
185	16.6	23.9	128	HAXL -185
225	18.6	26.1	136	HAXL -225
240	19.3	27.2	148	HAXL -240
300	21.8	30.2	160	HAXL -300
400	25.0	34.8	182	HAXL - 400
500	28.2	39.1	190	HAXL -500
630	31.7	44.4	200	HAXL -630
800	35.7	49.5	225	HAXL - 800
1000	41.0	56.0	250	HAXL -1000

CRIMPING TYPE HEAVY DUTY LONG BARREL ALUMINIUM TERMINAL ENDS for XLPE CABLE

Material : Aluminium
Finish : Natural / Passivated Al.

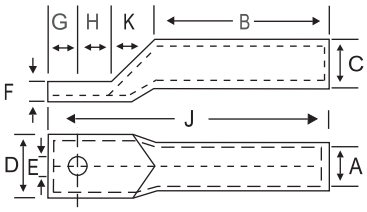

CABLE SIZE mm²	HOLE	DIMENSIONS									PROD. CODE
	E	A	C	D	F	B	K	H	G	J	
25	8.2	7.2	9.6	14.0	2.4	41	7	12	9	69	HAC - 25
35	8.2	8.3	11.1	16.0	2.8	50	7	11	11	79	HAC - 35
50	10.2	10.1	13.5	19.5	3.4	49	8	13	11	81	HAC - 50
70	10.2	10.2	14.5	20.5	4.3	62	8	13	13	96	HAC - 70
95	13	12.0	16.9	23.5	4.9	73	8	14	14	109	HAC - 95
120	13	13.7	19.0	26.5	5.3	73	11	15	15	114	HAC - 120
150	13	15.1	21.1	29.5	6.1	83	11	17	17	128	HAC - 150
185	13	16.6	23.9	33.0	7.3	83	12	18	18	131	HAC - 185
225	13	18.6	26.1	36.0	7.5	86	14	20	20	140	HAC - 225
240	13	19.3	27.2	37.5	7.9	86	14	22	22	144	HAC - 240
300	20.3	21.8	30.2	42.0	8.4	89	14	27	27	157	HAC - 300
400	20.3	25.0	34.8	48.0	9.8	113	13	30	30	187	HAC - 400
500	20.3	28.2	39.1	54.0	11.0	125	15	32	32	205	HAC - 500
630	20.3	31.7	44.4	61.0	13.0	140	16	34	34	225	HAC - 625
800	20.3	35.7	49.5	68.0	13.8	147	25	39	39	250	HAC - 800
1000	20.3	41.0	56.0	77.5	15.0	160	30	45	45	280	HAC - 1000

HEX
AN ISO 9001 COMPANY

CRIMPING TYPE ALUMINIUM TUBULAR TERMINAL ENDS WITH LONG BARREL FOR ALUMINIUM CONDUTORS

Material : Aluminium IS 5082

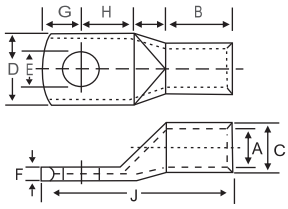

CABLE mm^2	DIMENSIONS							PROD. CODE
	E	A	C	D	B	GH	J	
2.5	3.2	2.0	5.5	7.0	10.5	8	21.5	HASL-551
2.5	3.7	2.6	5.5	7.0	10.5	8	21.5	HASL-509
4	4.2	2.9	5.5	7.0	10.5	8	21.5	HASL-555
4	5.1	2.9	5.5	12.0	10.5	13	27.5	HASL-517
6	5.2	3.5	5.5	7.5	10.5	13	27.5	HASL-558
6	6.5	3.5	5.5	12.0	10.5	13	27.5	HASL-513
10	6.4	4.4	7.2	10	13.5	17	34.5	HASL-514
10	8.2	4.4	7.2	15	13.5	17	34.5	HASL-515
16	6.4	5.4	8.3	11.4	19.5	20	43.5	HASL-552
16	8.2	5.4	8.3	11.4	19.5	20	43.5	HASL-516
16	10.2	5.4	8.3	18.0	19.5	20	43.5	HASL-617
25	8.2	7.0	9.7	13.7	24	22	52	HASL-518
25	10.2	7.0	9.7	20.0	24	22	52	HASL-519
25	12.7	7.0	9.7	20.0	24	22	52	HASL-520
35	8.2	8.0	10.8	15.4	27	22	56	HASL-521
35	10.2	8.0	10.8	20.0	27	22	56	HASL-522
50	8.2	9.3	13.0	18.3	33	26	65	HASL-655
50	10.2	9.3	13.0	23.0	33	24	65	HASL-512
50	12.7	9.3	13.0	23.0	33	24	65	HASL-524
70	8.2	11.6	16.0	22.6	39	28	73	HASL-526
70	10.2	11.6	16.0	22.6	39	28	73	HASL-525
70	12.7	11.6	16.0	22.6	39	28	73	HASL-526
95	10.2	12.9	17.1	24.5	42	30	78	HASL-527
95	12.7	12.9	17.1	24.5	42	30	78	HASL-528
95	16.2	12.9	17.1	24.5	42	30	78	HASL-529
120	10.2	15	19.6	28.2	48	33	89	HASL-557
120	12.7	15	19.6	28.2	48	33	89	HASL-530
120	16.2	15	19.6	28.2	48	33	89	HASL-531
150	10.2	16.5	21.5	30.90	51	34	96	HASL-658
150	12.7	16.5	21.5	30.90	51	34	96	HASL-532
150	16.2	16.5	21.5	30.90	51	34	96	HASL-533
185	10.2	18.5	24	34.60	54	36	102	HASL-511
185	12.7	18.5	24	34.60	54	36	102	HASL-534
185	16.2	18.5	24	34.60	54	36	102	HASL-535
225	12.7	21	27	39	60	40	114	HASL-620
240	12.7	22	28.6	41.20	66	44	124	HASL-536
240	16.2	22	28.6	41.20	66	44	124	HASL-537
300	16.2	25	32	46.30	70.5	53	138.5	HASL-500
300	20.3	25	32	46.30	70.5	53	138.5	HASL-559
400	20.3	29	37.5	54.1	84	58	158	HASL-560
500	20.3	31	41	58.7	90	65	170	HASL-596
630	20.3	36	46	66.6	103.5	69	188.5	HASL-561
800	BL	39	51	73.3	115.5	78	218.5	HASL-618
1000	BL	43.5	57	81.9	150	90	270	HASL-619

ALUMINIUM - COPPER BI-METAL TERMINALS (WITH COPPER PALMS)

Al-Cu Bi-metal terminals are used for connecting Aluminium cables to Copper busbars.

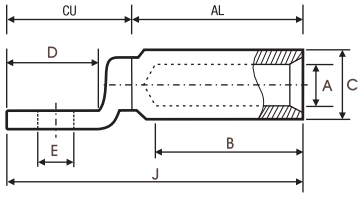

Aluminium		Palm		Stud	Barrel	Total	Product
ID A	OD C	Width D	Thickness F	Hole Dia. E	Depth B	Length J	Code
5.7	14.0	20.0	3.0	11.0	40.0	76.0	HBT 10 - 10
6.0	14.0	20.0	3.0	11.0	40.0	76.0	HBT 16 - 10
7.0	14.0	20.0	3.0	13.0	40.0	76.0	HBT 25 - 12
8.0	14.0	20.0	3.0	13.0	40.0	76.0	HBT 35 - 12
10.0	16.0	25.0	5.0	13.0	45.0	90.0	HBT 50 - 12
11.3	18.0	25.0	5.0	13.0	45.0	90.0	HBT 70 - 12
13.5	22.0	25.0	5.0	13.0	45.0	90.0	HBT 95 - 12
15.0	22.0	30.0	6.0	13.0	60.0	112.0	HBT 120 - 12
16.5	25.0	30.0	6.0	13.0	60.0	112.0	HBT 150 - 12
18.5	28.0	35.0	7.5	13.0	60.0	124.0	HBT 185 - 12
18.5	28.0	35.0	7.5	17.0	60.0	124.0	HBT 185 - 16
21.0	32.0	35.0	7.5	13.0	60.0	124.0	HBT 240 - 12
21.0	32.0	35.0	7.5	17.0	60.0	124.0	HBT 240 - 16
23.5	34.0	35.0	7.5	13.0	70.0	136.0	HBT 300 - 12
23.5	34.0	35.0	7.5	17.0	70.0	136.0	HBT 300 - 16
26.0	38.0	36.0	10.0	17.0	80.0	148.0	HBT 400 - 16
29.0	44.0	50.0	10.0	17.0	90.0	175.0	HBT 500 - 16
32.5	44.0	50.0	10.0	17.0	90.0	175.0	HBT 630 - 16
SQUARE PALM							
29.0	44.0	60 X 60	10.0	4 X 11	90.0	180.0	HBT 500- 4 X 10
32.5	44.0	60 X 60	10.0	4 X 11	90.0	180.0	HBT 630 - 4 X 10
39.0	54.0	60 X 60	10.0	4 X 11	115.0	210.0	HBT 800 - 4 X 10
42.0	60.0	80 X 80	10.0	4 X 11	125.0	250.0	HBT 1000 - 4 X 10
46.5	65.0	80 X 80	10.0	4 X 13	135.0	260.0	HBT 1300 - 4 X 12

ALUMINIUM - COPPER BI - METAL CONNECTOR / SPLICE

MATERIAL : E - COPPER • FINISH : UNCOATED / ELECTRO TINNED

Al-Cu Bi-Metal splices are used for joining Aluminium Cable to Copper Cable.

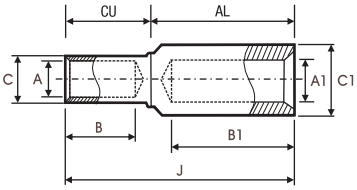

Copper			Aluminium			Total Length	Product
A	C	B	A1	C1	B1	J	Code
5.5	8.5	25.0	6.0	14.0	40.0	75.0	HBS 16 - 16
5.5	8.5	25.0	7.0	14.0	40.0	75.0	HBS 25 - 16
7.0	10.0	25.0	7.0	14.0	40.0	76.0	HBS 25 - 25
5.5	8.5	25.0	8.0	14.0	40.0	76.0	HBS 35 - 16
7.0	10.0	25.0	8.0	14.0	40.0	76.0	HBS 35 - 25
8.2	12.5	25.0	8.0	14.0	40.0	77.0	HBS 35 - 35
7.0	10.0	25.0	10.0	16.0	45.0	82.0	HBS 50 - 25
8.2	12.5	25.0	10.0	16.0	45.0	82.0	HBS 50 - 35
10.0	14.5	30.0	10.0	16.0	45.0	88.0	HBS 50 - 50
8.2	12.5	25.0	11.3	18.0	45.0	83.0	HBS 70 - 35
10.0	14.5	30.0	11.3	18.0	45.0	89.0	HBS 70 - 50
11.5	16.5	35.0	11.3	18.0	45.0	94.0	HBS 70 - 70
10.0	14.5	30.0	13.5	22.0	45.0	90.0	HBS 95 - 50
11.5	16.5	35.0	13.5	22.0	45.0	95.0	HBS 95 - 70
13.5	19.0	40.0	13.5	22.0	45.0	101.0	HBS 95 - 95
11.5	16.5	35.0	15.0	22.0	60.0	111.0	HBS 120 - 70
13.5	19.0	40.0	15.0	22.0	60.0	116.0	HBS 120 - 95
15.5	21.0	40.0	15.0	22.0	60.0	117.0	HBS 120 - 120
13.5	19.0	40.0	16.5	25.0	60.0	117.0	HBS 150 - 95
15.5	21.0	40.0	16.5	25.0	60.0	118.0	HBS 150 - 120
17.0	23.5	45.0	16.5	25.0	60.0	123.0	HBS 150 - 150
15.5	21.0	40.0	18.5	28.0	60.0	119.0	HBS 185 - 120
17.0	23.5	45.0	18.5	28.0	60.0	124.0	HBS 185 - 150
19.0	25.5	45.0	18.5	28.0	60.0	125.0	HBS 185 - 185
17.0	23.5	45.0	21.0	32.0	60.0	125.0	HBS 240 - 150
19.0	25.5	45.0	21.0	32.0	60.0	126.0	HBS 240 - 185
21.5	29.0	50.0	21.0	32.0	60.0	132.0	HBS 240 - 240

Construction : EC Grade Copper is friction welded to EC Grade Aluminium. Further machined to required size.
Made to order Bi - Metallic connectors as per customers specifications / samples / diagrams can be available.

HEX®
AN ISO 9001 COMPANY

CRIMPING TYPE TINNED COPPER RING TYPE CABLE TERMINAL ENDS

Material : Copper Strip / Tape to IS -1897
Specification : E.C. Grade 99.25% IACS
Finish : Electro Tinned to BS 1872 (1984)

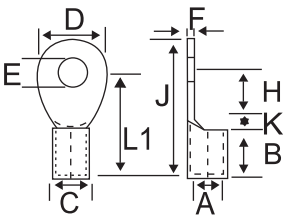

CABLE SIZE	HOLE	DIMENSIONS									PROD. CODE
mm^2	E	A	C	D	F	B	K	H	L1	J	
1.5	3.2	1.6	3.2	6.8	0.8	5	1	3.6	9.6	13	HR - 7153
1.5	3.7	1.6	3.2	6.8	0.8	5	1	3.6	9.6	13	HR - 7048
1.5	4.2	1.6	3.2	6.8	0.8	5	1	3.6	9.6	13	HR - 7049
1.5	2.2	1.6	3.2	6	0.8	5	2	4	11	14	HR - 7103
1.5	2.6	1.6	3.2	6	0.8	5	2	4	11	14	HR - 7000
1.5	3.2	1.6	3.2	6	0.8	5	2	4	11	14	HR - 7001
1.5	3.7	1.6	3.2	6	0.8	5	2	4	11	14	HR - 7002
1.5	4.2	1.6	3.2	6	0.8	5	2	4	11	14	HR - 7003
1.5	4.2	1.6	3.2	7	0.8	5	1	5	11	14.5	HR - 7154
1.5	3.2	1.6	3.2	8	0.8	5	2	5	12	16	HR - 7104
1.5	4.2	1.6	3.2	8	0.8	5	2	5	12	16	HR - 7004
1.5	5.2	1.6	3.2	8	0.8	5	2	5	12	16	HR - 7005
1.5	4.2	1.6	3.2	10	0.8	5	2	6	13	18	HR - 7105
1.5	5.2	1.6	3.2	10	0.8	5	2	6	13	18	HR - 7006
1.5	6.4	1.6	3.2	10	0.8	5	2	6	13	18	HR - 7007
1.5	6.4	1.6	3.2	12	0.8	5	1	6	12	18	HR - 7106
2.5	3.2	2.3	3.9	6.5	0.8	5	1	3.5	9.5	12.7	HR - 7107
2.5	3.7	2.3	3.9	6.5	0.8	5	1	3.5	9.5	12.7	HR - 7008
2.5	3.7	2.3	3.9	8	0.8	5	2	5	12	16	HR - 7108
2.5	4.2	2.3	3.9	8	0.8	5	2	5	12	16	HR - 7009
2.5	5.2	2.3	3.9	8	0.8	5	2	5	12	16	HR - 7010
2.5	5.2	2.3	3.9	10	0.8	5	1	7	13	18	HR - 7109
2.5	6.4	2.3	3.9	10	0.8	5	1	7	13	18	HR - 7011
2.5	5.2	2.3	3.9	12	0.8	5	2	9	16	22	HR - 7110
2.5	6.4	2.3	3.9	12	0.8	5	2	9	16	22	HR - 7012
2.5	8.2	2.3	3.9	12	0.8	5	2	9	16	22	HR - 7013
2.5	6.4	2.3	3.9	16	0.8	5	2	10	17	25	HR - 7111
2.5	8.2	2.3	3.9	16	0.8	5	2	10	17	25	HR - 7014
2.5	10.2	2.3	3.9	16	0.8	5	2	10	17	25	HR - 7015
2.5	10.2	2.3	3.9	18	0.8	5	1	14	20	29	HR - 7151
2.5	12.7	2.3	3.9	18	0.8	5	1	14	20	29	HR - 7047
4 - 6	4.2	3.5	5.5	8	1.0	6	2	5	13	17	HR - 7155
4 - 6	5.2	3.5	5.5	8	1.0	6	2	5	13	17	HR - 7050
4 - 6	4.2	3.5	5.5	10	1.0	6	3	5	14	19	HR - 7112
4 - 6	5.2	3.5	5.5	10	1.0	6	3	5	14	19	HR - 7016
4 - 6	5.2	3.5	5.5	12	1.0	6	2	6	14	20	HR - 7113
4 - 6	6.4	3.5	5.5	12	1.0	6	2	6	14	20	HR - 7017
4 - 6	8.2	3.5	5.5	12	1.0	6	2	6	14	20	HR - 7018
4 - 6	5.2	3.5	5.5	12	1.0	6	3	7	16	22	HR - 7114
4 - 6	6.4	3.5	5.5	12	1.0	6	3	7	16	22	HR - 7019
4 - 6	5.2	3.5	5.5	8	1.0	6	3	9.8	18.8	22.8	HR - 7157
4 - 6	6.4	3.5	5.5	14	1.0	6	2	10.5	18.5	25.5	HR - 7115
4 - 6	8.2	3.5	5.5	14	1.0	6	2	10.5	18.5	25.5	HR - 7020
4 - 6	9.7	3.5	5.5	14	1.0	6	2	10.5	18.5	25.5	HR - 7021
4 - 6	8.2	3.5	5.5	16	1.0	6	3	13	22	30	HR - 7116
4 - 6	10.2	3.5	5.5	16	1.0	6	3	13	22	30	HR - 7022
4 - 6	8.2	3.5	5.5	18	1.0	6	3	12	21	30	HR - 7117
4 - 6	10.2	3.5	5.5	18	1.0	6	3	12	21	30	HR - 7023
4 - 6	12.7	3.5	5.5	18	1.0	6	3	12	21	30	HR - 7024

Contd. .... on next page.

Contd. ....

CRIMPING TYPE TINNED COPPER RING TYPE CABLE TERMINAL ENDS

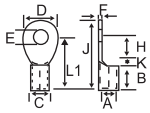

CABLE SIZE	HOLE	DIMENSIONS									PROD. CODE
mm^2	E	A	C	D	F	B	K	H	L1	J	
10	4.2	4.3	6.3	10	1.0	8	2	7	17	22	HR - 7118
10	5.2	4.3	6.3	10	1.0	8	2	7	17	22	HR - 7025
10	4.2	4.3	6.3	10	1.0	8	3	4	15	20	HR - 7119
10	5.2	4.3	6.3	10	1.0	8	3	4	15	20	HR - 7026
10	6.4	4.3	6.3	12	1.0	8	2	7	17	23	HR - 7120
10	8.2	4.3	6.3	16	1.0	8	4	7	19	27	HR - 7121
10	8.2	4.3	6.3	18	1.0	8	4	9	21	30	HR - 7122
10	10.2	4.3	6.3	18	1.0	8	4	9	21	30	HR - 7027
10	10.2	4.3	6.3	22	1.0	8	5	10	23	34	HR - 7123
10	12.7	4.3	6.3	22	1.0	8	5	10	23	34	HR - 7028
16	5.2	5.6	8.0	10	1.2	10	3	6	19	24	HR - 7124
16	5.2	5.6	8.0	12	1.2	10	4	6	20	26	HR - 7125
16	6.4	5.6	8.0	12	1.2	10	4	6	20	26	HR - 7029
16	6.4	5.6	8.0	16	1.2	10	4	8	22	30	HR - 7126
16	8.2	5.6	8.0	16	1.2	10	4	8	22	30	HR - 7030
16	9.7	5.6	8.0	16	1.2	10	4	8	22	30	HR - 7031
16	8.2	5.6	8.0	18	1.2	10	4	10	24	33	HR - 7127
16	10.2	5.6	8.0	18	1.2	10	4	10	24	33	HR - 7032
16	10.2	5.6	8.0	22	1.2	10	6	8	24	35	HR - 7128
16	12.7	5.6	8.0	22	1.2	10	6	8	24	35	HR - 7033
25	6.4	7.5	11.1	12	1.8	11	4	10	25	31	HR - 7156
25	8.2	7.5	11.1	12	1.8	11	4	10	25	31	HR - 7051
25	6.4	7.5	11.1	16	1.8	11	5	6	22	30	HR - 7129
25	8.2	7.5	11.1	16	1.8	11	5	6	22	30	HR - 7034
25	10.2	7.5	11.1	16	1.8	11	5	6	22	30	HR - 7035
25	6.4	7.5	11.1	16	1.8	11	4	10	25	33	HR - 7130
25	8.2	7.5	11.1	16	1.8	11	4	10	25	33	HR - 7036
25	10.2	7.5	11.1	18	1.8	11	5	9	25	34	HR - 7131
25	10.2	7.5	11.1	22	1.8	11	6	14	31	42	HR - 7132
25	12.7	7.5	11.1	22	1.8	11	6	14	31	42	HR - 7037
35	6.4	9.0	12.6	16	1.8	12	5	6	23	31	HR - 7133
35	8.2	9.0	12.6	16	1.8	12	5	6	23	31	HR - 7038
35	8.2	9.0	12.6	18	1.8	12	5	10	27	36	HR - 7134
35	10.2	9.0	12.6	18	1.8	12	5	10	27	36	HR - 7039
35	10.2	9.0	12.6	22	1.8	12	4	15	31	42	HR - 7135
35	12.7	9.0	12.6	22	1.8	12	4	15	31	42	HR - 7040
50	8.2	10.5	14.1	18	1.8	16	6	12	34	43	HR - 7136
50	10.2	10.5	14.1	18	1.8	16	6	12	34	43	HR - 7041
50	10.2	10.5	14.1	22	1.8	16	7	9	32	43	HR - 7137
50	10.2	10.5	14.1	24	1.8	16	6	14	36	48	HR - 7138
50	12.7	10.5	14.1	24	1.8	16	6	14	36	48	HR - 7042
50	16.2	10.5	14.1	32	1.8	16	7	15	38	54	HR - 7139
70	10.2	12.0	16.0	22	2.0	18	7	11	36	47	HR - 7140
70	12.7	12.0	16.0	22	2.0	18	7	11	36	47	HR - 7043
70	12.7	12.0	16.0	24	2.0	18	8	10	36	48	HR - 7141
70	16.2	12.0	16.0	28	2.0	18	6	16	40	54	HR - 7142
95	10.2	13.5	18.1	22	2.3	20	5	10	35	46	HR - 7143
95	10.2	13.5	18.1	24	2.3	20	6	12	38	50	HR - 7144
95	12.7	13.5	18.1	24	2.3	20	6	12	38	50	HR - 7044
95	16.2	13.5	18.1	28	2.3	20	7	17	44	58	HR - 7145
120	12.7	15.0	20.2	26	2.6	22	10	7	39	52	HR - 7146
120	23.0	15.0	20.2	40	2.6	22	10	20	52	72	HR - 7148
150	12.7	16.5	23.7	34	3.6	24	9	16	49	66	HR - 7149
150	16.2	16.5	23.7	34	3.6	24	9	16	49	66	HR - 7045
150	16.2	16.5	23.7	40	3.6	24	10	20	54	74	HR - 7150
150	20.3	16.5	23.7	40	3.6	24	10	20	54	74	HR - 7046

HEX
AN ISO 9001 COMPANY

CRIMPING TYPE INSULATED TINNED COPPER RING TYPE TERMINALS

Material : Copper Strip / Tape to IS -1897
Specification : E.C. Grade 99.25% IACS
Finish : Electro Tinned to BS 1872 (1984)
Colour Coding of Insulation Sleeve
SIZE : 1.5 2.5 4 - 6
COLOUR : RED BLUE YELLOW

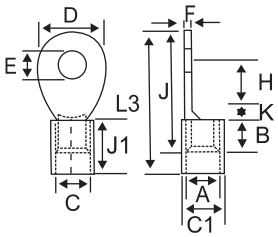

CABLE SIZE	HOLE	DIMENSIONS											PROD. CODE
mm^2	E	A	C	D	F	B	K	H	J	J1	L3	C1	
1.5	3.2	1.6	3.2	6.8	0.8	5	1	3.6	13	10	18	4.8	HRI - 7057
1.5	3.7	1.6	3.2	6.8	0.8	5	1	3.6	13	10	18	4.8	HRI - 7058
1.5	4.2	1.6	3.2	6.8	0.8	5	1	3.6	13	10	18	4.8	HRI - 7059
1.5	2.2	1.6	3.2	6	0.8	5	2	4	14	10	19	4.8	HRI - 7052
1.5	2.6	1.6	3.2	6	0.8	5	2	4	14	10	19	4.8	HRI - 7053
1.5	3.2	1.6	3.2	6	0.8	5	2	4	14	10	19	4.8	HRI - 7054
1.5	3.7	1.6	3.2	6	0.8	5	2	4	14	10	19	4.8	HRI - 7055
1.5	4.2	1.6	3.2	6	0.8	5	2	4	14	10	19	4.8	HRI - 7056
1.5	4.2	1.6	3.2	7	0.8	5	1	5	14.5	10	19.5	4.8	HRI - 7063
1.5	3.2	1.6	3.2	8	0.8	5	2	5	16	10	21	4.8	HRI - 7060
1.5	4.2	1.6	3.2	8	0.8	5	2	5	16	10	21	4.8	HRI - 7061
1.5	5.2	1.6	3.2	8	0.8	5	2	5	16	10	21	4.8	HRI - 7062
1.5	4.2	1.6	3.2	10	0.8	5	2	6	18	10	23	4.8	HRI - 7064
1.5	5.2	1.6	3.2	10	0.8	5	2	6	18	10	23	4.8	HRI - 7065
1.5	6.4	1.6	3.2	10	0.8	5	2	6	18	10	23	4.8	HRI - 7066
1.5	6.4	1.6	3.2	12	0.8	5	1	6	18	10	23	4.8	HRI - 7067
2.5	3.2	2.3	3.9	6.5	0.8	5	1	3.5	12.7	10	17.7	5.5	HRI - 7068
2.5	3.7	2.3	3.9	6.5	0.8	5	1	3.5	12.7	10	17.7	5.5	HRI - 7069
2.5	3.7	2.3	3.9	8	0.8	5	2	5	16	10	21	5.5	HRI - 7070
2.5	4.2	2.3	3.9	8	0.8	5	2	5	16	10	21	5.5	HRI - 7071
2.5	5.2	2.3	3.9	8	0.8	5	2	5	16	10	21	5.5	HRI - 7072
2.5	5.2	2.3	3.9	10	0.8	5	1	7	18	10	23	5.5	HRI - 7073
2.5	6.4	2.3	3.9	10	0.8	5	1	7	18	10	23	5.5	HRI - 7074
2.5	5.2	2.3	3.9	12	0.8	5	2	9	22	10	27	5.5	HRI - 7075
2.5	6.4	2.3	3.9	12	0.8	5	2	9	22	10	27	5.5	HRI - 7076
2.5	8.2	2.3	3.9	12	0.8	5	2	9	22	10	27	5.5	HRI - 7077
2.5	6.4	2.3	3.9	16	0.8	5	2	10	25	10	30	5.5	HRI - 7078
2.5	8.2	2.3	3.9	16	0.8	5	2	10	25	10	30	5.5	HRI - 7079
2.5	10.2	2.3	3.9	16	0.8	5	2	10	25	10	30	5.5	HRI - 7080
2.5	10.2	2.3	3.9	18	0.8	5	1	14	29	10	34	5.5	HRI - 7081
2.5	12.7	2.3	3.9	18	0.8	5	1	14	29	10	34	5.5	HRI - 7082
4 - 6	4.2	3.5	5.5	8	1.0	6	2	5	17	14	25	7.1	HRI - 7083
4 - 6	5.2	3.5	5.5	8	1.0	6	2	5	17	14	25	7.1	HRI - 7084
4 - 6	4.2	3.5	5.5	10	1.0	6	3	5	19	14	27	7.1	HRI - 7085
4 - 6	5.2	3.5	5.5	10	1.0	6	3	5	19	14	27	7.1	HRI - 7086
4 - 6	5.2	3.5	5.5	12	1.0	6	2	6	20	14	28	7.1	HRI - 7088
4 - 6	6.4	3.5	5.5	12	1.0	6	2	6	20	14	28	7.1	HRI - 7089
4 - 6	8.2	3.5	5.5	12	1.0	6	2	6	20	14	28	7.1	HRI - 7090
4 - 6	5.2	3.5	5.5	12	1.0	6	3	7	22	14	30	7.1	HRI - 7087
4 - 6	6.4	3.5	5.5	12	1.0	6	3	7	22	14	30	7.1	HRI - 7091
4 - 6	5.2	3.5	5.5	8	1.0	6	3	9.8	22.8	14	30.8	7.1	HRI - 7092
4 - 6	6.4	3.5	5.5	14	1.0	6	2	10.5	25.5	14	33.5	7.1	HRI - 7093
4 - 6	8.2	3.5	5.5	14	1.0	6	2	10.5	25.5	14	33.5	7.1	HRI - 7094
4 - 6	9.7	3.5	5.5	14	1.0	6	2	10.5	25.5	14	33.5	7.1	HRI - 7095
4 - 6	8.2	3.5	5.5	16	1.0	6	3	13	30	14	38	7.1	HRI - 7096
4 - 6	10.2	3.5	5.5	16	1.0	6	3	13	30	14	38	7.1	HRI - 7097
4 - 6	8.2	3.5	5.5	18	1.0	6	3	12	30	14	38	7.1	HRI - 7098
4 - 6	10.2	3.5	5.5	18	1.0	6	3	12	30	14	38	7.1	HRI - 7099
4 - 6	12.7	3.5	5.5	18	1.0	6	3	12	30	14	38	7.1	HRI - 7100

CRIMPING TYPE INSULATED TINNED COPPER RING TYPE CABLE TERMINAL ENDS WITH METAL REINFORCEMENT

Material : Copper Strip / Tape to IS -1897
Specification : E.C. Grade 99.25% IACS
Finish : Electro Tinned to BS 1872 (1984)
SIZE : 1.5 2.5 4 - 6
COLOUR : RED BLUE YELLOW

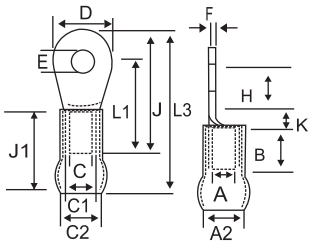

CABLE SIZE	HOLE	DIMENSIONS														PROD. CODE
mm²	E	A	C	D	F	B	K	H	L1	J	J1	A2	C1	C2	L3	
1.5	3.2	1.6	3.2	6.8	0.8	5	1	3.6	9.6	13	10	3.6	4.8	5.4	18	HRR - 7440
1.5	3.7	1.6	3.2	6.8	0.8	5	1	3.6	9.6	13	10	3.6	4.8	5.4	18	HRR - 7441
1.5	4.2	1.6	3.2	6.8	0.8	5	1	3.6	9.6	13	10	3.6	4.8	5.4	18	HRR - 7442
1.5	2.2	1.6	3.2	6	0.8	5	2	4	11	14	10	3.6	4.8	5.4	19	HRR - 7435
1.5	2.6	1.6	3.2	6	0.8	5	2	4	11	14	10	3.6	4.8	5.4	19	HRR - 7436
1.5	3.2	1.6	3.2	6	0.8	5	2	4	11	14	10	3.6	4.8	5.4	19	HRR - 7437
1.5	3.7	1.6	3.2	6	0.8	5	2	4	11	14	10	3.6	4.8	5.4	19	HRR - 7438
1.5	4.2	1.6	3.2	6	0.8	5	2	4	11	14	10	3.6	4.8	5.4	19	HRR - 7439
1.5	4.2	1.6	3.2	7	0.8	5	1	5	11	14.5	10	3.6	4.8	5.4	19.5	HRR - 7446
1.5	3.2	1.6	3.2	8	0.8	5	2	5	12	16	10	3.6	4.8	5.4	21	HRR - 7443
1.5	4.2	1.6	3.2	8	0.8	5	2	5	12	16	10	3.6	4.8	5.4	21	HRR - 7444
1.5	5.2	1.6	3.2	8	0.8	5	2	5	12	16	10	3.6	4.8	5.4	21	HRR - 7445
1.5	4.2	1.6	3.2	10	0.8	5	2	6	13	18	10	3.6	4.8	5.4	23	HRR - 7447
1.5	5.2	1.6	3.2	10	0.8	5	2	6	13	18	10	3.6	4.8	5.4	23	HRR - 7448
1.5	6.4	1.6	3.2	10	0.8	5	2	6	13	18	10	3.6	4.8	5.4	23	HRR - 7449
1.5	6.4	1.6	3.2	12	0.8	5	1	6	12	18	10	3.6	4.8	5.4	23	HRR - 7450
2.5	3.2	2.3	3.9	6.5	0.8	5	1	3.5	9.5	12.7	10	4.4	5.4	6	17.7	HRR - 7451
2.5	3.7	2.3	3.9	6.5	0.8	5	1	3.5	9.5	12.7	10	4.4	5.4	6	17.7	HRR - 7452
2.5	3.7	2.3	3.9	8	0.8	5	2	5	12	16	10	4.4	5.4	6	21	HRR - 7453
2.5	4.2	2.3	3.9	8	0.8	5	2	5	12	16	10	4.4	5.4	6	21	HRR - 7454
2.5	5.2	2.3	3.9	8	0.8	5	2	5	12	16	10	4.4	5.4	6	21	HRR - 7455
2.5	5.2	2.3	3.9	10	0.8	5	1	7	13	18	10	4.4	5.4	6	23	HRR - 7456
2.5	6.4	2.3	3.9	10	0.8	5	1	7	13	18	10	4.4	5.4	6	23	HRR - 7457
2.5	5.2	2.3	3.9	12	0.8	5	2	9	16	22	10	4.4	5.4	6	27	HRR - 7458
2.5	6.4	2.3	3.9	12	0.8	5	2	9	16	22	10	4.4	5.4	6	27	HRR - 7459
2.5	8.2	2.3	3.9	12	0.8	5	2	9	16	22	10	4.4	5.4	6	27	HRR - 7460
2.5	6.4	2.3	3.9	16	0.8	5	2	10	17	25	10	4.4	5.4	6	30	HRR - 7461
2.5	8.2	2.3	3.9	16	0.8	5	2	10	17	25	10	4.4	5.4	6	30	HRR - 7462
2.5	10.2	2.3	3.9	16	0.8	5	2	10	17	25	10	4.4	5.4	6	30	HRR - 7463
2.5	10.2	2.3	3.9	18	0.8	5	1	14	20	29	10	4.4	5.4	6	34	HRR - 7464
2.5	12.7	2.3	3.9	18	0.8	5	1	14	20	29	10	4.4	5.4	6	34	HRR - 7465
4-6	4.2	3.5	5.5	8	1	6	2	5	13	17	15	6.4	7.1	8.6	26	HRR - 7466
4-6	5.2	3.5	5.5	8	1	6	2	5	13	17	15	6.4	7.1	8.6	26	HRR - 7467
4-6	4.2	3.5	5.5	10	1	6	3	5	14	19	15	6.4	7.1	8.6	28	HRR - 7468
4-6	5.2	3.5	5.5	10	1	6	3	5	14	19	15	6.4	7.1	8.6	28	HRR - 7469
4-6	5.2	3.5	5.5	12	1	6	2	6	14	20	15	6.4	7.1	8.6	29	HRR - 7471
4-6	6.4	3.5	5.5	12	1	6	2	6	14	20	15	6.4	7.1	8.6	29	HRR - 7472
4-6	8.2	3.5	5.5	12	1	6	2	6	14	20	15	6.4	7.1	8.6	29	HRR - 7473
4-6	5.2	3.5	5.5	12	1	6	3	7	16	22	15	6.4	7.1	8.6	31	HRR - 7474
4-6	6.4	3.5	5.5	12	1	6	3	7	16	22	15	6.4	7.1	8.6	31	HRR - 7475
4-6	5.2	3.5	5.5	8	1	6	3	9.8	18.8	22.8	15	6.4	7.1	8.6	31.8	HRR - 7470
4-6	6.4	3.5	5.5	14	1	6	2	10.5	18.5	25.5	15	6.4	7.1	8.6	34.5	HRR - 7476
4-6	8.2	3.5	5.5	14	1	6	2	10.5	18.5	25.5	15	6.4	7.1	8.6	34.5	HRR - 7477
4-6	9.7	3.5	5.5	14	1	6	2	10.5	18.5	25.5	15	6.4	7.1	8.6	34.5	HRR - 7478
4-6	8.2	3.5	5.5	16	1	6	3	13	22	30	15	6.4	7.1	8.6	39	HRR - 7479
4-6	10.2	3.5	5.5	16	1	6	3	13	22	30	15	6.4	7.1	8.6	39	HRR - 7480
4-6	8.2	3.5	5.5	18	1	6	3	12	21	30	15	6.4	7.1	8.6	39	HRR - 7481
4-6	10.2	3.5	5.5	18	1	6	3	12	21	30	15	6.4	7.1	8.6	39	HRR - 7482
4-6	12.7	3.5	5.5	18	1	6	3	12	21	30	15	6.4	7.1	8.6	39	HRR - 7483

HEX
AN ISO 9001 COMPANY

CRIMPING TYPE TINNED COPPER FORK TYPE CABLE TERMINAL ENDS

Material : Copper Strip / Tape to IS -1897
Specification : E.C. Grade 99.25% IACS
Finish : Electro Tinned to BS 1872 (1984)

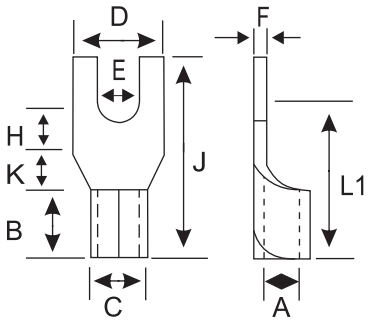

CABLE SIZE	HOLE	DIMENSIONS									PROD. CODE
mm^2	E	A	C	D	F	B	K	H	L1	J	
1.5	5.1	1.6	3.2	8.0	0.8	5	2	10.0	17.0	21	HF - 7214
1.5	3.5	1.6	3.2	6.8	0.8	5	-	4.8	8.8	14	HF - 7249
1.5	3.0	2.0	2.8	6.2	0.4	5	2.4	3.1	10.5	13	HF - 7250
2.5	3.5	2.3	3.9	6.5	0.8	5	2.5	4.3	11.8	15	HF - 7251
2.5	5.0	2.6	4.6	10.6	1.0	6.2	-	6.2	12.4	21	HF - 7280
4 - 6	3.1	3.5	5.5	6.0	1.0	6	-	5.5	11.5	15	HF - 7252
4 - 6	3.5	3.5	5.5	6.0	1.0	6	-	5.0	11.0	15	HF - 7253
10	6.5	4.5	6.7	16.0	1.0	8	-	11.0	19.0	27	HF - 7254
10	8.2	4.5	6.7	16.0	1.0	8	-	11.0	19.0	27	HF - 7255

CRIMPING TYPE INSULATED TINNED COPPER FORK TYPE CABLE TERMINAL ENDS

Material : Copper Strip / Tape to IS -1897
Specification : E.C. Grade 99.25% IACS
Finish : Electro Tinned to BS 1872 (1984)

SIZE : 1.5 2.5 4 - 6 10
COLOUR : RED BLUE YELLOW BLACK

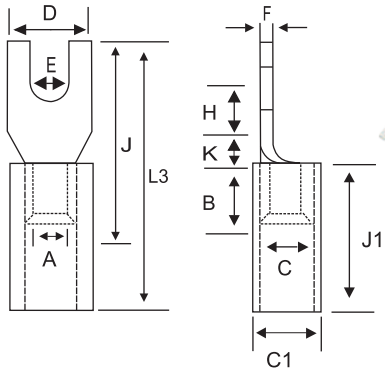

CABLE SIZE	HOLE	DIMENSIONS											PROD. CODE
mm^2	E	A	C	D	F	B	K	H	J	C1	J1	L3	
1.5	5.1	1.6	3.2	8.0	0.8	5	2.0	10.0	21	4.8	10	26	HFI - 7925
1.5	3.5	1.6	3.2	6.8	0.8	5	-	4.8	14	4.8	10	19	HFI - 7926
1.5	3.0	2.0	2.8	6.2	0.4	5	2.4	3.1	13	4.8	10	18	HFI - 7927
2.5	3.5	2.3	3.9	6.5	0.8	5	2.5	4.3	15	5.5	10	20	HFI - 7928
2.5	5.0	2.6	4.6	10.6	1.6	6.2	-	6.2	21	5.5	10	24.8	HFI - 7929
4 - 6	3.1	3.5	5.5	6.0	1.0	6	-	5.5	15	7.0	14	23	HFI - 7930
4 - 6	3.5	3.5	5.5	6.0	1.0	6	-	5.0	15	7.1	14	23	HFI - 7931
10	6.5	4.5	6.7	16.0	1.0	8	-	11.0	27	7.9	16	35	HFI - 7932
10	8.2	4.5	6.7	16.0	1.0	8	-	11.0	27	7.9	16	35	HFI - 7933

CRIMPING TYPE INSULATED TINNED COPPER FORK TYPE CABLE TERMINAL ENDS WITH METAL REINFORCEMENT

Material : Copper Strip / Tape to IS -1897
Specification : E.C. Grade 99.25% IACS
Finish : Electro Tinned to BS 1872 (1984)

SIZE : 1.5 2.5 4 - 6 10
COLOUR : RED BLUE YELLOW BLACK

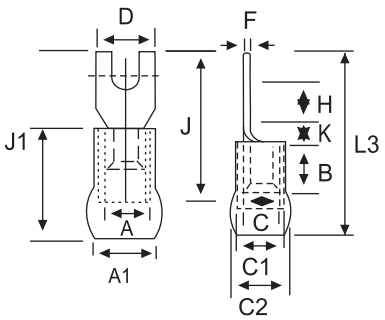

CABLE SIZE mm²	HOLE E	DIMENSIONS A	C	D	F	B	K	H	J	J1	A1	C1	C2	L3	PROD. CODE
1.5	5.1	1.6	3.2	8.0	0.8	5	2.0	10.0	21	10	3.6	4.8	5.4	26.0	HFR - 7934
1.5	3.5	1.6	3.2	6.8	0.8	5	-	4.8	14	10	3.6	4.8	5.4	19.0	HFR - 7935
1.5	3.0	2.0	2.8	6.2	0.4	5	2.4	3.1	13	10	3.6	4.8	5.4	18.0	HFR - 7936
2.5	3.5	2.3	3.9	6.5	0.8	5	2.5	4.3	15	10	4.4	5.4	6.0	20.0	HFR - 7937
2.5	5.0	2.6	4.6	10.6	1.0	6.2	-	6.2	21	10	4.4	5.4	6.0	24.8	HFR - 7938
4 - 6	3.1	3.5	5.5	6.0	1.0	6	-	5.5	15	15	6.4	7.1	8.6	24.0	HFR - 7939
4 - 6	3.5	3.5	5.5	6.0	1.0	6	-	5.0	15	15	6.4	7.1	8.6	24.0	HFR - 7640
10	6.5	4.5	6.7	16	1.0	8	-	11.0	27	17	6.8	8.3	9.5	36.0	HFR - 7941
10	8.2	4.5	6.7	16	1.0	8	-	11.0	27	17	6.8	8.3	9.5	36.0	HFR - 7942

CRIMPING TYPE TINNED COPPER PIN TYPE CABLE TERMINAL ENDS

Material : Copper Strip / Tape to IS -1897
Specification : E.C. Grade 99.25% IACS
Finish : Electro Tinned to BS 1872 (1984)

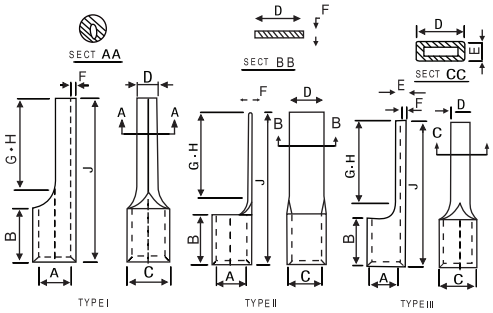

CABLE SIZE mm²	Hole E	DIMENSIONS A	C	D	F	B	G+H	J	TYPE	PROD. CODE
0.75	-	0.9	1.9	1.4	0.5	5	10	17	I	HP - 75
1.5	-	1.6	3.2	1.9	0.8	5	10	17	I	HP - 9
1.5	-	1.6	3.2	3.1	0.8	5	10	17	II	HP - 35
2.5	-	2.3	3.9	1.9	0.8	5	10	17	I	HP - 1
2.5	-	2.3	3.9	3.1	0.8	5	10	17	II	HP - 2
4	-	2.9	4.9	2.7	1.0	6	10	20	I	HP - 3
4	-	3.6	5.6	5.1	1.0	6	10	20	II	HP - 4
6	-	3.6	5.6	2.7	1.0	6	10	20	I	HP - 5
6	-	4.0	6.0	2.7	1.0	6	10	20	I	HP - 6
10	2.4	4.5	6.5	4.3	1.0	8	12	22	III	HP - 7
16	2.6	5.8	8.2	5.5	1.2	10	13	26	III	HP - 8
25	-	8.0	11.1	7.2	1.5	11	15	33	III	HP - 10
35	-	9	12.6	8.2	1.8	12	15	33	III	HP - 11
50	-	10.5	14.1	9	1.8	16	19	41	III	HP - 12
70	-	12	16	10	2	16	22	46	III	HP - 13
95	-	13.5	18.1	10	2.3	20	23	51	III	HP - 14

HEX
AN ISO 9001 COMPANY

CRIMPING TYPE INSULATED TINNED COPPER PIN TYPE CABLE TERMINAL ENDS

Material : Copper Strip / Tape to IS -1897
Specification : E.C. Grade 99.25% IACS
Finish : Electro Tinned to BS 1872 (1984)
SIZE : 1.5 2.5 4 6 10 16
COLOUR : RED BLUE YELLOW BLACK

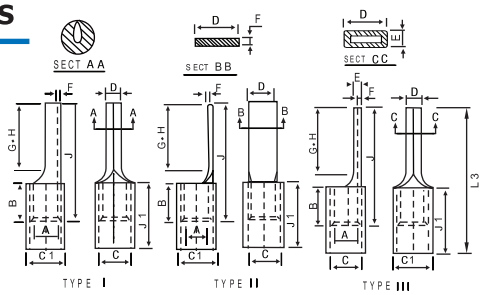

CABLE SIZE mm²	HOLE E	DIMENSIONS A	C	D	F	B	G+H	J	C1	J1	L3	TYPE	PROD. CODE
0.75	-	0.9	1.9	1.4	0.5	5	10	17	3.1	8	-	I	HPI - 75
1.5	-	1.6	3.2	1.9	0.8	5	10	17	4.8	10	22	I	HPI - 17
1.5	-	1.6	3.2	3.1	0.8	5	10	17	4.8	10	22	II	HPI - 35
2.5	-	2.3	3.9	1.9	0.8	5	10	17	5.5	10	22	I	HPI - 18
2.5	-	2.3	3.9	3.1	0.8	5	10	17	5.5	10	22	II	HPI - 19
4	-	2.9	4.9	2.7	1.0	6	10	20	7.1	14	28	I	HPI - 20
4	-	3.6	5.6	5.1	1.0	6	10	20	7.1	14	28	II	HPI - 21
6	-	3.6	5.6	2.7	1.0	6	10	20	7.1	14	28	I	HPI - 22
6	-	4.0	6.0	2.7	1.0	6	10	20	7.9	14	28	I	HPI - 23
10	2.4	4.5	6.5	4.3	1.0	8	12	22	7.9	16	30	III	HPI - 24
16	2.6	5.8	8.2	5.5	1.2	10	13	26	10.0	20	36	III	HPI - 25

CRIMPING TYPE INSULATED TINNED COPPER PIN TYPE CABLE TERMINAL ENDS WITH METAL REINFORCEMENT

Material : Copper Strip / Tape to IS -1897
Specification : E.C. Grade 99.25% IACS
Finish : Electro Tinned to BS 1872 (1984)
SIZE : 1.5 2.5 4 6
COLOUR : RED BLUE YELLOW

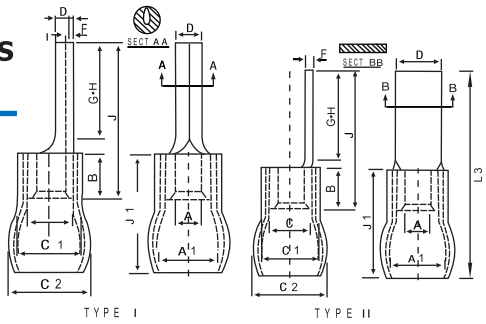

CABLE SIZE mm²	DIMENSIONS A	C	D	F	B	G+H	J	J1	A1	C1	C2	L3	TYPE	PROD. CODE
0.75	0.9	1.9	1.7	0.5	5	10	17	8	2.2	3.1	3.3	-	I	HPR - 75
1.5	1.6	3.2	3.1	0.8	5	10	17	10	3.6	4.8	5.4	22	II	HPR - 35
1.5	1.6	3.2	1.9	0.8	5	10	17	10	3.6	4.8	5.4	22	I	HPR - 26
2.5	2.3	3.9	1.9	0.8	5	10	17	10	4.4	5.4	6.0	22	I	HPR - 27
2.5	2.3	3.9	3.1	0.8	5	10	17	10	4.4	5.4	6.0	22	II	HPR - 28
4	2.9	4.9	2.7	1.0	6	10	20	15	6.4	7.2	8.6	29	I	HPR - 29
4	3.6	5.6	5.1	1.0	6	10	20	15	6.4	7.2	8.6	29	II	HPR - 30
6	3.6	5.6	2.7	1.0	6	10	20	15	6.4	7.2	8.6	29	I	HPR - 31
6	4.0	6.0	2.7	1.0	6	10	20	15	6.4	7.2	8.6	29	I	HPR - 32

CRIMPING TYPE TINNED COPPER RING FORK (U-CUT) CABLE TERMINAL ENDS

Material : Copper Strip / Tape to IS -1897
Specification : E.C. Grade 99.25% IACS
Finish : Electro Tinned to BS 1872 (1984)

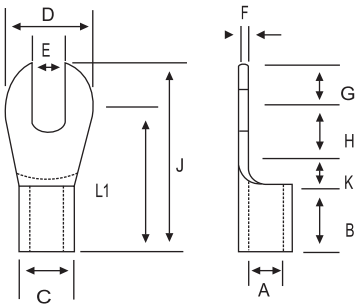

CABLE SIZE	HOLE	DIMENSIONS										PROD. CODE
mm^2	E	A	C	D	F	B	K	H	G	L1	J	
1.5	3.1	1.6	3.2	6	0.8	5	2	4	3	11	14	HU - 7235
1.5	3.6	1.6	3.2	6	0.8	5	2	4	3	11	14	HU - 7240
1.5	3.1	1.6	3.2	6.8	0.8	5	-	4.6	3.4	9.6	13	HU - 7241
1.5	3.6	1.6	3.2	6.8	0.8	5	-	4.6	3.4	9.6	13	HU - 7244
1.5	4.1	1.6	3.2	7	0.8	5	1	5	3.5	11	14	HU - 7237
1.5	4.1	1.6	3.2	8	0.8	5	2	5	4	12	16	HU - 7236
1.5	5.1	1.6	3.2	10	0.8	5	2	6	5	13	18	HU - 7238
1.5	6.1	1.6	3.2	10	0.8	5	2	6	5	13	18	HU - 7861
2.5	3.1	2.3	3.9	6.5	0.8	5	1	3.5	3.2	9.5	12.7	HU - 7862
2.5	3.6	2.3	3.9	6.5	0.8	5	1	3.5	3.2	9.5	12.7	HU - 7863
2.5	4.1	2.3	3.9	8	0.8	5	2	5	4	12	16	HU - 7239
2.5	5.1	2.3	3.9	10	0.8	5	1	7	5	13	18	HU - 7242
2.5	6.1	2.3	3.9	10	0.78	5	1	7	5	13	18	HU - 7864
4 - 6	4.1	3.5	5.5	8	1.0	6	2	5	4	13	17	HU - 7243
4 - 6	4.1	3.5	5.5	10	1.0	6	3	5	5	14	19	HU - 7245
4 - 6	5.1	3.5	5.5	10	1.0	6	3	5	5	14	19	HU - 7246
4 - 6	5.1	3.5	5.5	12	1.0	6	3	7	6	16	22	HU - 7247
4 - 6	6.1	3.5	5.5	12	1.0	6	3	7	6	16	22	HU - 7248
10	4.1	4.3	6.3	10	1.0	8	2	7	5	17	22	HU - 7865
10	5.1	4.3	6.3	10	1.0	8	2	7	5	17	22	HU - 7866
10	6.1	4.3	6.3	12	1.0	8	2	7	6	17	23	HU - 7867
10	8.1	4.3	6.3	16	1.0	8	4	7	8	19	27	HU - 7868
16	5.1	5.6	8.0	10	1.2	10	3	6	5	19	24	HU - 7869
16	6.1	5.6	8.0	12	1.2	10	4	6	6	20	26	HU - 7870
16	8.1	5.6	8.0	16	1.2	10	4	8	8	22	30	HU - 7871
16	8.1	5.6	8.0	18	1.2	10	4	10	9	24	33	HU - 7872

INSULATED IN-LINE CONNECTORS

MATERIAL : E - COPPER
FINISH : ELECTRO TINNED

Connectors are fully insulated with a PVC/NYLON sleeve.

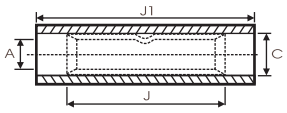

Cable	Dimensions in mm ± 3%				Product
mm^2	A	C	J	J1	Code
1.50	1.80	3.70	12.00	25.00	HTIC - 1.5
2.50	2.40	4.00	15.00	25.00	HTIC - 2.5
4.00	3.10	4.80	15.00	25.00	HTIC - 4
6.00	3.80	5.50	15.00	27.00	HTIC - 6

HEX
AN ISO 9001 COMPANY

CRIMPING TYPE INSULATED RING FORK (U-CUT) CABLE TERMINAL ENDS

Material : Copper Strip / Tape to IS -1897
Specification : E.C. Grade 99.25% IACS
Finish : Electro Tinned to BS 1872 (1984)

SIZE	:	1.5	2.5	4 - 6	10	16
COLOUR	:	RED	BLUE	YELLOW	BLACK	BLACK

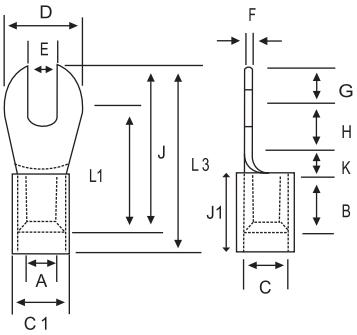

CABLE SIZE mm²	HOLE E	DIMENSIONS A	C	D	F	B	K	H	G	J	J1	C1	L3	PROD. CODE
1.5	3.1	1.6	3.2	6	0.8	5	2	4	3	14	10	4.8	19	HUI - 7873
1.5	3.6	1.6	3.2	6	0.8	5	2	4	3	14	10	4.8	19	HUI - 7874
1.5	3.1	1.6	3.2	6.8	0.8	5	-	4.6	3.4	13	10	4.8	18	HUI - 7875
1.5	3.6	1.6	3.2	6.8	0.8	5	-	4.6	3.4	13	10	4.8	18	HUI - 7876
1.5	4.1	1.6	3.2	7	0.8	5	1	5	3.5	14	10	4.8	19	HUI - 7877
1.5	4.1	1.6	3.2	8	0.8	5	2	5	4	16	10	4.8	21	HUI - 7878
1.5	5.1	1.6	3.2	10	0.8	5	2	6	5	18	10	4.8	23	HUI - 7879
1.5	6.1	1.6	3.2	10	0.8	5	2	6	5	18	10	4.8	23	HUI - 7880
2.5	3.1	2.3	3.9	6.5	0.8	5	1	3.5	3.2	12.7	10	5.5	17.7	HUI - 7881
2.5	3.6	2.3	3.9	6.5	0.8	5	1	3.5	3.2	12.7	10	5.5	17.7	HUI - 7882
2.5	4.1	2.3	3.9	8	0.8	5	2	5	4	16	10	5.5	21	HUI - 7883
2.5	5.1	2.3	3.9	10	0.8	5	1	7	5	18	10	5.5	23	HUI - 7884
2.5	6.1	2.3	3.9	10	0.8	5	1	7	5	18	10	5.5	23	HUI - 7885
4 - 6	4.1	3.5	5.5	8	1.0	6	2	5	4	17	14	7.1	25	HUI - 7886
4 - 6	4.1	3.5	5.5	10	1.0	6	3	5	5	19	14	7.1	27	HUI - 7887
4 - 6	5.1	3.5	5.5	10	1.0	6	3	5	5	19	14	7.1	27	HUI - 7888
4 - 6	5.1	3.5	5.5	12	1.0	6	3	7	6	22	14	7.1	30	HUI - 7889
4 - 6	6.1	3.5	5.5	12	1.0	6	3	7	6	22	14	7.1	30	HUI - 7890
10	4.1	4.3	6.3	10	1.0	8	2	7	5	22	16	7.9	30	HUI - 7891
10	5.1	4.3	6.3	10	1.0	8	2	7	5	22	16	7.9	30	HUI - 7892
10	6.1	4.3	6.3	12	1.0	8	2	7	6	23	16	7.9	31	HUI - 7893
10	8.1	4.3	6.3	16	1.0	8	4	7	8	27	16	7.9	35	HUI - 7894
16	5.1	5.6	8.0	10	1.2	10	3	6	5	24	20	10.0	34	HUI - 7895
16	6.1	5.6	8.0	12	1.2	10	4	6	6	26	20	10.0	36	HUI - 7896
16	8.1	5.6	8.0	16	1.2	10	4	8	8	30	20	10.0	40	HUI - 7897
16	8.1	5.6	8.0	18	1.2	10	4	10	9	33	20	10.0	43	HUI - 7898

CRIMPING TYPE COPPERTUBULAR ENDS & IN-LINE CONNECTORS (INSULATED) FOR COPPER/ALUMINIUM CONDUCTORS

Material : Copper Strip / Tape to IS -1897
Specification : E.C. Grade 99.25% IACS
Finish : Electro Tinned to BS 1872 (1984)

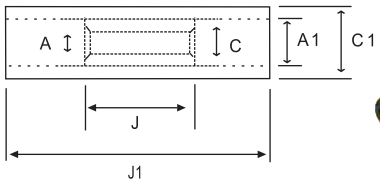

CABLE SIZE mm²	DIMENSIONS A	C	J	A1	C1	J1	PROD. CODE
1.5	1.6	3.2	7.0	3.3	4.9	17.0	HII - 473
2.5	2.4	4.0	7.0	4.1	5.5	17.0	HII - 474
4 - 6	3.5	5.5	7.0	5.6	7.2	21.0	HII - 475
1.5	1.6	3.2	15.0	3.3	4.9	25.0	HII - 463
2.5	2.4	4.0	15.0	4.1	5.5	25.0	HII - 464
4 - 6	3.5	5.5	15.0	5.6	7.2	27.0	HII - 465

CRIMPING TYPE INSULATED RING FORK (U-CUT) CABLE TERMINAL ENDS WITH METAL REINFORCEMENT

Material : Copper Strip / Tape to IS -1897
Specification : E.C. Grade 99.25% IACS
Finish : Electro Tinned to BS 1872 (1984)

SIZE	: 1.5	2.5	4 - 6	10	16
COLOUR	: RED	BLUE	YELLOW	BLACK	BLACK

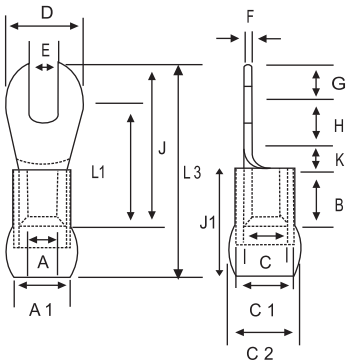

CABLE SIZE mm²	HOLE E	DIMENSIONS A	C	D	F	B	K	H	J	J1	A1	C1	C2	L3	PROD. CODE
1.5	3.1	1.6	3.2	6	0.8	5	2	4	14	10	3.6	4.8	5.4	19	HUR - 7899
1.5	3.6	1.6	3.2	6	0.8	5	2	4	14	10	3.6	4.8	5.4	19	HUR - 7900
1.5	3.1	1.6	3.2	6.8	0.8	5	-	4.6	13	10	3.6	4.8	5.4	18	HUR - 7901
1.5	3.6	1.6	3.2	6.8	0.8	5	-	4.6	13	10	3.6	4.8	5.4	18	HUR - 7902
1.5	4.1	1.6	3.2	7	0.8	5	1	5	14	10	3.6	4.8	5.4	19	HUR - 7903
1.5	4.1	1.6	3.2	8	0.8	5	2	5	16	10	3.6	4.8	5.4	21	HUR - 7904
1.5	5.1	1.6	3.2	10	0.8	5	2	6	18	10	3.6	4.8	5.4	23	HUR - 7905
1.5	6.1	1.6	3.2	10	0.8	5	2	6	18	10	3.6	4.8	5.4	23	HUR - 7906
2.5	3.1	2.3	3.9	6.5	0.8	5	1	3.5	12.7	10	4.4	5.4	6.0	17.7	HUR - 7907
2.5	3.6	2.3	3.9	6.5	0.8	5	1	3.5	12.7	10	4.4	5.4	6.0	17.7	HUR - 7908
2.5	4.1	2.3	3.9	8	0.8	5	2	5	16	10	4.4	5.4	6.0	21	HUR - 7909
2.5	5.1	2.3	3.9	10	0.8	5	1	7	18	10	4.4	5.4	6.0	23	HUR - 7910
2.5	6.1	2.3	3.9	10	0.8	5	1	7	18	10	4.4	5.4	6.0	23	HUR - 7911
4 - 6	4.1	3.5	5.5	8	1.0	6	2	5	17	15	6.4	7.1	8.6	26	HUR - 7912
4 - 6	4.1	3.5	5.5	10	1.0	6	3	5	19	15	6.4	7.1	8.6	28	HUR - 7913
4 - 6	5.1	3.5	5.5	10	1.0	6	3	5	19	15	6.4	7.1	8.6	28	HUR - 7914
4 - 6	5.1	3.5	5.5	12	1.0	6	3	7	22	15	6.4	7.1	8.6	31	HUR - 7915
4 - 6	6.1	3.5	5.5	12	1.0	6	3	7	22	15	6.4	7.1	8.6	31	HUR - 7916
10	4.1	4.3	6.3	10	1.0	8	2	7	22	17	6.8	8.3	9.5	31	HUR - 7917
10	5.1	4.3	6.3	10	1.0	8	2	7	22	17	6.8	8.3	9.5	31	HUR - 7918
10	6.1	4.3	6.3	12	1.0	8	2	7	23	17	6.8	8.3	9.5	32	HUR - 7919
10	8.1	4.3	6.3	16	1.0	8	4	7	27	17	6.8	8.3	9.5	36	HUR - 7920
16	5.1	5.6	8.0	10	1.2	10	3	6	24	23	10.9	9.9	12.9	37	HUR - 7921
16	6.1	5.6	8.0	12	1.2	10	4	6	26	23	10.9	9.9	12.9	39	HUR - 7922
16	8.1	5.6	8.0	16	1.2	10	4	8	30	23	10.9	9.9	12.9	43	HUR - 7923
16	8.1	5.6	8.0	18	1.2	10	4	10	33	23	10.9	9.9	12.9	46	HUR - 7924

CRIMPING TYPE CENTRAL PALM ALUMINIUM TERMINAL ENDS FOR ALUMINIUM CONDUCTORS

Material : Aluminium
Finish : Natural / Passivated Al.

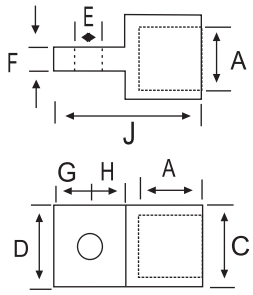

CABLE SIZE mm²	HOLE E	DIMENSIONS A	C	D	F	B	K	H	G	J	PROD. CODE
70	19/2.24	8.2	11.6	16.0	16.0	6	18	4	9.5	9.5	41	HADC - 25
120	37/2.06	8.2	14.8	19.6	19.6	6	22	6	9.5	9.5	47	HADC - 26
70	19/2.24	8.2	11.6	19.6	19.6	6	22	6	9.5	9.5	47	HADC - 33

HEX
AN ISO 9001 COMPANY

SOLDERING TYPE TINNED COPPER OPEN - CLOSE CABLE TERMINAL ENDS

Material : Copper Strip / Tape to IS -1897
Specification : E.C. Grade 99.25% IACS
Finish : Electro Tinned to BS 1872 (1984)

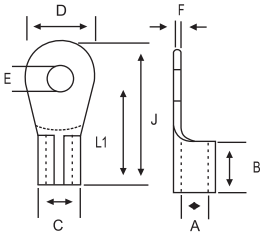

CABLE mm²	CABLE SIZE	HOLE E	DIMENSIONS A	C	D	F	B	L1	J	PROD. CODE
1.5	1/1.4	4.2	1.6	3.2	7	0.8	5	11.5	15	HOC - 371
2.5	3/1.06	5.2	2.3	3.9	9	0.8	6	13.5	18	HOC - 372
4	7/0.85	5.2	2.8	4.8	9	1.0	6	15.5	20	HOC - 373
6	7/1.06	6.5	3.6	5.6	12	1.0	7	18	24	HOC - 374
10	7/1.4	6.5	4.4	6.4	12	1.0	9	21	27	HOC - 375
16	7/1.7	8.2	5.4	7.8	15	1.2	11	24.5	32	HOC - 376
25	7/2.24	8.2	7.0	10.2	15	1.6	14	28.5	36	HOC - 377
35	7/2.5	8.2	8.0	11.2	18	1.6	15	32	41	HOC - 378
50	19/1.8	10.2	9.5	13.1	24	1.8	18	38	50	HOC - 379
70	19/2.24	10.2	11.8	15.8	28	2.0	23	44	58	HOC - 380
95	19/2.5	12.7	13.5	18.7	32	2.6	25	50	66	HOC - 381
120	37/2.06	12.7	15.5	21.1	34	2.8	29	56	73	HOC - 382
150	37/2.5	12.7	16.5	22.9	38	3.2	30	60	79	HOC - 383
185	37/2.8	16.2	18.5	25.7	42	3.6	35	66	87	HOC - 384
225	61/2.24	16.2	21.0	28.2	44	3.6	40	70	92	HOC - 385
240	361/2.5	16.2	22.5	30.5	48	4.0	42	76	100	HOC - 386
300	61/3.0	20.3	25.0	34.0	54	4.5	45	83	110	HOC - 387
400	91/2.65	20.3	29.5	39.5	62	5.0	54	94	125	HOC - 388
500	91/3.0	20.3	32.0	42.8	62	5.4	58	106	137	HOC - 389
625	-	20.3	36.0	46.8	70	5.4	65	113	148	HOC - 390

CRIMPING TYPE COPPER RING TONGUE TERMINAL ENDS (INSULATED WITH METAL REINFORCEMENT) FOR COPPER / ALUMINIUM CONDUCTORS

Material : Copper Strip / Tape to IS -1897
Specification : E.C. Grade 99.25% IACS
Finish : Electro Tinned to BS 1872 (1984)
SIZE : 1.5 2.5 4
COLOUR : RED BLUE YELLOW

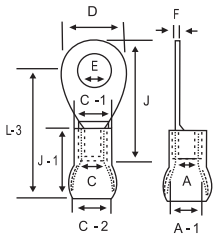

CABLE SIZE mm²	HOLE E	DIMENSIONS A	C	D	F	B	H	J	J1	A1	C1	C2	L3	PROD. CODE
1.5	3.2	1.6	3.2	5.5	0.8	5.0	4.8	12.5	14.3	3.6	4.8	5.4	19.1	HRR - 8067
1.5	4.2	1.6	3.2	8.0	0.8	5.0	7.0	16.0	14.3	3.6	4.8	5.4	21.3	HRR - 8068
1.5	5.2	1.6	3.2	8.0	0.8	5.0	7.0	16.0	14.3	3.6	4.8	5.4	21.3	HRR - 8069
1.5	6.4	1.6	3.2	11.9	0.8	5.0	11.9	22.8	14.3	3.6	4.8	5.4	26.2	HRR - 8070
1.5	8.2	1.6	3.2	11.9	0.8	5.0	11.9	22.8	14.3	3.6	4.8	5.4	26.2	HRR - 8071
2.5	3.2	2.4	4.0	6.4	0.8	4.0	5.5	12.7	14.3	4.4	5.4	6.0	19.8	HRR - 8072
2.5	4.4	2.4	4.0	8.7	0.8	4.0	8.3	16.6	14.3	4.4	5.4	6.0	22.6	HRR - 8073
2.5	5.2	2.4	4.0	8.7	0.8	4.0	8.3	16.6	14.3	4.4	5.4	6.0	22.6	HRR - 8074
2.5	6.7	2.4	4.0	11.9	0.8	4.0	12.3	22.2	14.3	4.4	5.4	6.0	26.6	HRR - 8075
2.5	8.3	2.4	4.0	11.9	0.8	4.0	12.3	22.2	14.3	4.4	5.4	6.0	26.6	HRR - 8076
2.5	9.9	2.4	4.0	13.5	0.8	4.0	14.7	25.4	14.3	4.4	5.4	6.0	29.0	HRR - 8077
4	3.2	3.1	5.5	7.2	1.2	5.5	8.4	17.5	19.0	6.4	7.1	8.6	27.4	HRR - 8078
4	4.4	3.1	5.5	8.7	1.2	5.5	9.2	19.0	19.0	6.4	7.1	8.6	28.2	HRR - 8079
4	5.2	3.1	5.5	8.7	1.2	5.5	9.2	19.0	19.0	6.4	7.1	8.6	28.2	HRR - 8080
4	6.7	3.1	5.5	13.5	1.2	5.5	12.8	25.0	19.0	6.4	7.1	8.6	31.8	HRR - 8081
4	8.3	3.1	5.5	13.5	1.2	5.5	12.8	25.0	19.0	6.4	7.1	8.6	31.8	HRR - 8082
4	9.9	3.1	5.5	13.5	1.2	5.5	12.8	25.0	19.0	6.4	7.1	8.6	31.8	HRR - 8083
4	3.2	3.3	5.5	7.2	1.1	5.5	8.4	17.5	19.0	6.4	7.1	8.6	27.4	HRR - 8084
4	4.4	3.3	5.5	9.5	1.1	5.5	9.6	19.8	19.0	6.4	7.1	8.6	28.6	HRR - 8085
4	5.2	3.3	5.5	9.5	1.1	5.5	9.6	19.8	19.0	6.4	7.1	8.6	28.6	HRR - 8086
4	6.7	3.3	5.5	13.5	1.1	5.5	13.5	25.7	19.0	6.4	7.1	8.6	32.5	HRR - 8087
4	8.3	3.3	5.5	13.5	1.1	5.5	13.5	25.7	19.0	6.4	7.1	8.6	32.5	HRR - 8088
4	9.9	3.3	5.5	15.9	1.1	5.5	15.9	29.3	19.0	6.4	7.1	8.6	34.9	HRR - 8089
4	13.1	3.3	5.5	19.0	1.1	5.5	17.9	32.9	19.0	6.4	7.1	8.6	36.9	HRR - 8090

CRIMPING TYPE COPPER RING TONGUE TERMINAL ENDS (INSULATED WITH METAL REINFORCEMENT) FOR COPPER / ALUMINIUM CONDUCTORS REF : D. L. W.

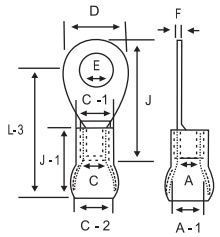

Material : Copper Strip / Tape to IS -1897
Specification : E.C. Grade 99.25% IACS
Finish : Electro Tinned to BS 1872 (1984)
SIZE : 2.5 4 - 6
COLOUR : BLUE YELLOW

CABLE SIZE	HOLE	DIMENSIONS												PROD. CODE
mm^2	E	A	C	D	F	B	H	J	J1	A1	C1	C2	L3	
4 - 6	8.3	3.1	5.5	13.5	1.2	5.5	11.1	23.35	15	6.4	7.1	8.6	26.6	HRR - 8037
4 - 6	9.9	3.1	5.5	13.5	1.2	5.5	11.1	23.35	15	6.4	7.1	8.6	26.6	HRR - 8038
2.5	4.0	2.4	4.0	6.4	0.8	4.0	5.5	12.7	10	4.4	5.4	6.0	15.5	HRR - 8039
4 - 6	8.3	3.1	5.5	13.5	1.2	5.5	13.5	25.75	15	6.4	7.1	8.6	28.5	HRR - 8040
4 - 6	5.2	3.3	5.5	9.5	1.1	5.5	9.6	19.85	15	6.4	7.1	8.6	24.6	HRR - 8041
4 - 6	6.7	3.3	5.5	12.7	1.1	5.5	10.8	22.65	15	6.4	7.1	8.6	25.8	HRR - 8042
4 - 6	13.1	3.3	5.5	19.0	1.1	5.5	17.9	32.90	15	6.4	7.1	8.6	32.9	HRR - 8043
2.5	8.3	2.4	4.0	11.9	0.8	4.0	12.3	22.25	10	4.4	5.4	6.0	22.3	HRR - 8044
4 - 6	4.4	3.1	5.5	8.7	1.2	5.5	9.2	19.05	15	6.4	7.1	8.6	24.2	HRR - 8045
2.5	5.2	2.4	4.0	8.7	0.8	4.0	8.3	16.65	10	4.4	5.4	6.0	18.3	HRR - 8046
2.5	6.7	2.4	4.0	11.9	0.8	4.0	12.3	22.25	10	4.4	5.4	6.0	22.3	HRR - 8047
2.5	9.9	2.4	4.0	13.5	0.8	4.0	14.7	25.45	10	4.4	5.4	6.0	24.7	HRR - 8048
2.5	4.4	2.4	4.0	8.7	0.8	4.0	8.3	16.65	10	4.4	5.4	6.0	18.3	HRR - 8049
4 - 6	5.2	3.1	5.5	8.7	1.2	5.5	9.2	19.05	15	6.4	7.1	8.6	24.2	HRR - 8050
4 - 6	5.2	3.3	5.5	15.9	1.1	5.5	15.9	29.35	15	6.4	7.1	8.6	30.9	HRR - 8051
4 - 6	6.7	3.1	5.5	13.5	1.2	5.5	12.8	25.05	15	6.4	7.1	8.6	27.8	HRR - 8052

CRIMPING TYPE COPPER RING & RECTANGULAR TERMINAL ENDS FOR COPPER CONDUCTORS REF.: I.C.F

Material : Copper Strip / Tape to IS -1897
Specification : E.C. Grade 99.25% IACS
Finish : Electro Tinned to BS 1872 (1984)

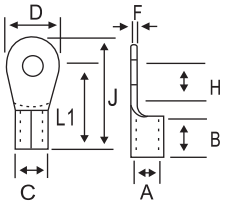

TYPE I

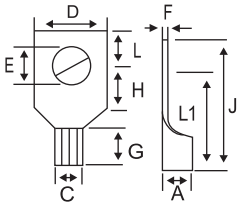

TYPE II

CABLE SIZE	HOLE	DIMENSIONS									PROD. CODE
mm^2	E	A	C	D	F	B	H	L1	J	TYPE	
15	9.5	6.0	10.0	16	2.0	10	14.0	24.0	32.0	I	HR - 7829
42	9.5	10.0	14.0	22	2.0	17	14.0	31.0	42.0	I	HR - 7830
42	13.0	10.0	14.0	22	2.0	17	14.0	31.0	42.0	I	HR - 7831
100	9.5	16.0	22.0	28	3.0	21	21.0	42.0	56.0	I	HR - 7832
133	9.5	17.0	23.0	36	3.0	29	19.0	48.0	66.0	I	HR - 7833
133	13.0	17.0	23.0	36	3.0	29	19.0	48.0	66.0	I	HR - 7834
5 - 8	5.2	4.2	6.2	9.6	1.0	8	13.0	21.0	25.8	I	HR - 7205
5 - 8	6.4	4.2	6.2	12	1.0	8	15.8	23.8	29.8	I	HR - 7206
5 - 8	8.2	4.2	6.2	16	1.0	8	20.5	28.5	36.5	I	HR - 7207
5 - 8	10.2	4.2	6.2	16	1.0	8	20.5	28.5	36.5	I	HR - 7835
5 - 8	13.0	4.2	6.2	19	1.0	8	21.0	29.0	38.5	I	HR - 7222
5 - 8	13.0	4.2	6.6	24	1.2	11	19.8	30.8	42.8	II	HR - 7208
8 - 11	5.2	5.0	7.4	16	1.2	8	22.3	30.3	38.3	I	HR - 7217
8 - 11	6.4	5.0	7.4	16	1.2	8	22.3	30.3	38.3	I	HR - 7836
8 - 11	8.2	5.0	7.4	16	1.2	8	22.3	30.3	38.3	I	HR - 7837
8 - 11	10.2	5.0	7.4	16	1.2	8	22.3	30.3	38.3	I	HR - 7838
8 - 11	13.0	5.0	7.4	19	1.2	8	22.5	30.5	40.0	I	HR - 7223
8 - 11	13.0	5.0	7.4	24	1.2	11	19.8	30.8	42.8	II	HR - 7209
11 - 17	13.0	6.0	8.4	19	1.2	8	24.0	32.0	41.5	I	HR - 7224
11 - 17	13.0	6.0	8.4	24	1.2	11	19.8	30.8	42.8	II	HR - 7210
17 - 23	13.0	7.1	9.5	19	1.2	8	25.5	33.5	43.0	I	HR - 7225
17 - 23	13.0	7.1	10.3	28.6	1.6	17.5	20.5	38.0	52.3	II	HR - 7221

CRIMPING TYPE COPPER TUBULAR TERMINAL ENDS FOR COPPER CONDUCTORS. REF.: C. L. W

Material : Copper Tube to BS 1977 / IS 191 (part V)
Specification : E.C. Grade 99.25% IACS
Finish : Electro Tinned to BS 1872 (1984)

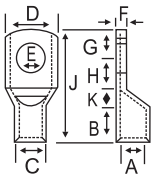

TYPE I

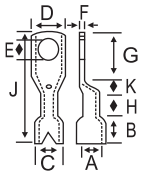

TYPE III

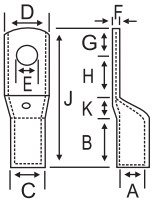

TYPE IV

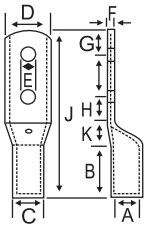

TYPE V

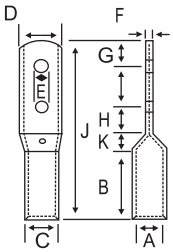

TYPE VIII

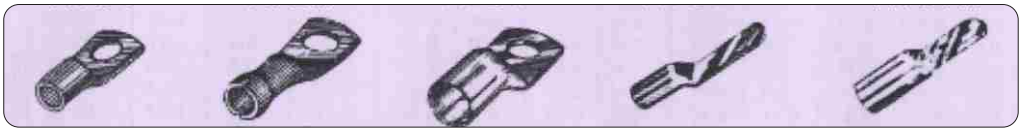

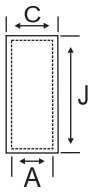

TYPE VI

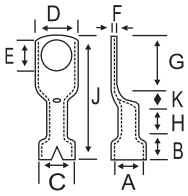

TYPE VII

mm²	CABLE SIZE	HOLE	DIMENSIONS											PROD. CODE
		E	A	C	D	F	B	K	H	G	J	N	Type	
3	45/0.3	3.2	2.6	4.6	7.0	1.6	5.5	-	6.5	3.5	15.5	-	I	HS - 66
3	45/0.3	3.2	2.6	4.6	5.0	2.0	5.5	-	6.5	2.5	14.5	-	I	HS - 67
3	45/0.3	4.2	2.6	4.6	7.3	1.5	5.5	-	6.5	4	16	-	I	HS - 65
3	45/0.3	4.2	2.6	4.6	8.0	1.4	5.5	-	6.5	4	16	-	I	HS - 209
3	45/0.3	5.2	2.6	4.6	8.0	1.4	5.5	-	6.5	4	16	-	I	HS - 210
3	45/0.3	6.2	2.6	5.0	10.0	1.4	8	3	10	5	34	1.5	III	HS - 211
10	144/0.3	6.2	5.0	7.0	10.0	2.0	10	4	11	7	40	3	VII	HS - 228
10	144/0.3	8.2	5.0	7.0	12.0	1.6	10	4	11	7	40	3	VII	HS - 68
10	144/0.3	10.2	5.0	7.0	14.0	1.4	10	4	11	7	40	3	VII	HS - 69
25	127/0.5	6.2	8.0	10.0	15.0	2.0	16	5	14	10	45	3	IV	HS - 212
25	127/0.5	8.2	8.0	10.0	15.0	2.0	16	5	14	10	45	3	IV	HS - 56
35	-	8.2	9.6	12.0	17.0	2.4	20	5	21	14	60	3	IV	HS - 187
50	175/0.5	10.5	10.8	14.0	20.0	3.2	20	6	20	14	60	3	IV	HS - 87
50	175/0.6	15.0	10.8	14.0	20.0	3.2	20	6	20	14	60	3	IV	HS - 230
70	-	11.0	12.8	17.0	24.0	4.2	25	10	18	12	65	4	IV	HS - 229
120	427/0.6	14.0	17.0	22.2	32.2	5.2	30	13	27	18	88	4	IV	HS - 55
120	427/0.6	21.0	17.0	22.2	32.2	5.2	30	13	27	18	88	4	IV	HS - 70
150	525/0.6	16.0	18.0	24.0	34.0	6.0	35	12	25	18	90	5	IV	HS - 54
225	760/0.6	16.0	22.0	28.0	40.0	6.0	45	12	25	18	100	5	IV	HS - 213
225	760/0.6	11.0	22.0	28.0	40.0	6.0	45	12	22	15	130	5	V	HS - 214
225	760/0.6	11.0	22.0	28.0	40.0	6.0	45	12	25	18	100	5	IV	HS - 71
270	950/0.6	11.0	26.0	32.0	40.0	6.0	55	12	24	15	142	5	VIII	HS - 215
270	950/0.6	-	26.0	-	-	-	-	-	-	-	70	-	VI	HS - 72
475	1680/0.6	11.0	36.5	46.1	50.0	9.6	75	15	24	15	165	5	VIII	HS - 74
475	1680/0.6	22.0	36.5	46.1	50.0	9.6	75	15	33	22	145	5	IV	HS - 73
475	1680/0.6	11.0	36.5	46.1	50.0	9.6	75	15	33	22	145	5	IV	HS - 75

CRIMPING TYPE COPPER TUBULAR TERMINAL ENDS FOR COPPER CONDUCTORS. REF. : D. L. W.

Material : Copper Tube to BS 1977 / IS 191 (part V)
Specification : E.C. Grade 99.25% IACS
Finish : Electro Tinned to BS 1872 (1984)

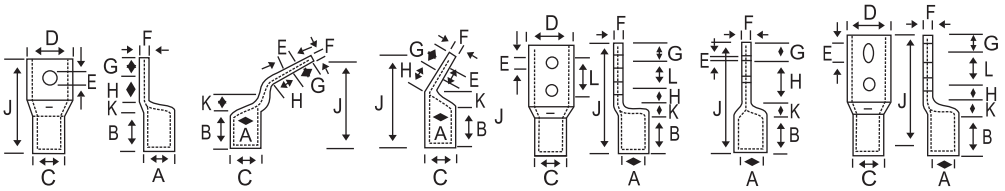

mm²	CABLE SIZE	HOLE	DIMENSIONS											PROD. CODE
		E	A	C	D	F	B	K	H	G	J	L	Type	
133	650/0.5	10.1	17.0	22.2	32	5.2	27	8	28	19	82	-	I	HS - 36
133	650/0.5	13.5	17.0	22.2	32	5.2	27	8	28	19	82	-	I	HS - 37
133	650/0.5	13.5	17.0	22.2	32	5.2	27	7	19	14	67	-	I	HS - 38
133	650/0.5	10.3	17.0	22.2	32	5.2	27	7	19	14	67	-	I	HS - 39
133	650/0.5	10.3	17.0	22.2	32	5.2	27	12	19	14	62	-	II	HS - 40
133	650/0.5	10.3	17.0	22.2	32	5.2	27	12	19	14	67	-	III	HS - 41
133	650/0.5	8.7	17.0	22.2	32	5.2	27	8	11	11	79	22.2	V	HS - 47
133	650/0.5	8.7	17.0	22.2	32	5.2	27	11	14	13	109	44.4	VI	HS - 51
270	1325/0.5	16.6	24.6	31.7	46	7.1	40	11	22	21	94	-	I	HS - 42
270	1325/0.5	13.5	24.6	31.7	46	7.1	40	11	22	21	94	-	I	HS - 43
270	1325/0.5	13.5	24.6	31.7	46	7.1	35	15	22	21	86	-	III	HS - 44
270	1325/0.5	10.3	24.6	31.7	46	7.1	40	8	13	12	97	25.4	V	HS - 48
270	1325/0.5	13.5	24.6	31.7	46	7.1	40	8	13	12	105	31.7	IV	HS - 49
400	1925/0.5	17.4	29.3	37.2	53	7.9	47	10	29	22	108	-	I	HS - 45
400	1925/0.5	13.5	29.3	37.2	53	7.9	47	10	29	22	108	-	I	HS - 46
400	1925/0.5	14.3	29.3	37.2	53	7.9	51	7	27	13	130	31.7	IV	HS - 50

CRIMPING TYPE COPPER TUBULAR END SEALING FERRULES FOR COPPER / ALUMINIUM CONDUCTORS

Material : Copper Tube to BS 1977 / IS 191 (part V)
Specification : E.C. Grade 99.25% IACS
Finish : Electro Tinned to BS 1872 (1984)

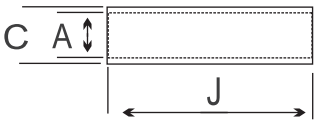

CABLE SIZE mm²	DIMENSIONS			PROD. CODE
	A	C	J	
1.5	1.8	2.6	10	HI - 459
2.5	2.4	3.2	10	HI - 466
4	2.7	3.5	15	HI - 495
6	3.5	4.3	15	HI - 568
10	4.4	5.2	15	HI - 569
16	5.3	6.1	18	HI - 570
25	7.0	7.8	18	HI - 571
35	8.0	8.8	18	HI - 500
50	9.3	10.1	21	HI - 572
70	11.5	12.3	21	HI - 497
95	12.8	13.6	21	HI - 573
120	14.8	15.6	21	HI - 574
150	16.0	16.8	21	HI - 575
185	18.0	18.8	21	HI - 496

HEX
AN ISO 9001 COMPANY

CRIMPING TYPE COPPER TUBULAR TERMINAL ENDS FOR COPPER CONDUCTORS. REF.: I. C. F

Material : Copper Tube to BS 1977 / IS 191 (part V)
Specification : E.C. Grade 99.25% IACS
Finish : Electro Tinned to BS 1872 (1984)

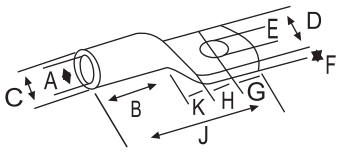

CABLE SIZE mm²	HOLE E	DIMENSIONS A	C	D	F	B	K	H	G	J	PROD. CODE
11 - 17	5.2	6.0	8.5	11.9	2.5	14	3	10	6	33	HS - 106
11 - 17	6.5	6.0	8.5	11.9	2.5	14	3	10	6	33	HS - 145
11 - 17	8.2	6.0	8.5	16.0	1.7	14	3	11	9	37	HS - 146
11 - 17	10.2	6.0	8.5	16.0	1.7	14	4	11	9	37	HS - 109
17 - 23	5.2	7.1	10.2	14.3	3.1	18	4	10	7	39	HS - 107
17 - 23	6.5	7.1	10.2	14.3	3.1	18	4	10	7	39	HS - 147
17 - 23	8.2	7.1	10.2	14.3	3.1	18	4	10	7	39	HS - 148
17 - 23	10.2	7.1	10.0	19.0	2.2	18	4	12	10	44	HS - 108
23 - 29	5.2	8.0	11.7	16.3	3.7	18	4	11	8	41	HS - 110
23 - 29	6.5	8.0	11.7	16.3	3.7	18	4	11	8	41	HS - 149
23 - 29	8.2	8.0	11.7	16.3	3.7	18	4	11	8	41	HS - 150
23 - 29	10.2	8.0	11.7	20.0	2.8	18	4	14	11	47	HS - 151
23 - 29	13.0	8.0	11.7	20.0	2.8	18	4	14	11	47	HS - 111
29 - 45	5.2	9.8	13.7	19.3	3.9	18	5	10	10	43	HS - 116
29 - 45	6.5	9.8	13.7	19.3	3.9	18	5	10	10	43	HS - 152
29 - 45	8.2	9.8	13.7	19.3	3.9	18	5	10	10	43	HS - 153
29 - 45	10.2	9.8	13.7	19.3	3.9	18	5	10	10	43	HS - 154
29 - 45	13.0	9.8	13.7	22.0	3.2	18	5	14	11	48	HS - 113
45 - 57	6.5	11.1	15.8	22.0	4.7	24	6	15	11	56	HS - 112
45 - 57	8.2	11.1	15.8	22.0	4.7	24	6	15	11	56	HS - 155
45 - 57	10.2	11.1	15.8	22.0	4.7	24	6	15	11	56	HS - 156
45 - 57	13.0	11.1	15.8	22.0	4.7	24	6	15	11	56	HS - 157
57 - 75	6.5	12.6	17.8	25.0	5.2	24	6	15	13	58	HS - 114
57 - 75	8.2	12.6	17.8	25.0	5.2	24	6	15	13	58	HS - 158
57 - 75	10.2	12.6	17.8	25.0	5.2	24	6	15	13	58	HS - 159
57 - 75	13.0	12.6	17.8	25.0	5.2	24	6	15	13	58	HS - 160
75 - 90	6.5	13.7	19.1	26.9	5.4	24	6	16	13	59	HS - 137
75 - 90	8.2	13.7	19.1	26.9	5.4	24	6	16	13	59	HS - 161
75 - 90	10.2	13.7	19.1	26.9	5.4	24	6	16	13	59	HS - 162
75 - 90	13.0	13.7	19.1	26.9	5.4	24	6	16	13	59	HS - 163
90 - 110	6.5	15.3	20.9	29.6	5.6	24	6	17	15	62	HS - 115
90 - 110	8.2	15.3	20.9	29.6	5.6	24	6	17	15	62	HS - 164
90 - 110	13.0	15.3	20.9	29.6	5.6	24	6	17	15	62	HS - 166
110 - 146	8.2	17.5	24.0	34.0	6.5	29	7	18	17	71	HS - 138
110 - 146	10.2	17.5	24.0	34.0	6.5	29	7	18	17	71	HS - 167
110 - 146	13.0	17.5	24.0	34.0	6.5	29	7	18	17	71	HS - 168
110 - 146	17.0	17.5	24.0	34.0	6.5	29	7	18	17	71	HS - 169
146 - 183	10.2	19.8	26.9	38.2	7.1	29	8	21	18	76	HS - 128
146 - 183	13.0	19.8	26.9	38.2	7.1	29	8	21	18	76	HS - 170
146 - 183	17.0	19.8	26.9	38.2	7.1	29	8	21	18	76	HS - 171
183 - 225	10.2	21.9	29.7	42.2	7.8	29	9	24	21	83	HS - 139
183 - 225	13.0	21.9	29.7	42.2	7.8	29	9	24	21	83	HS - 172
183 - 225	17.0	21.9	29.7	42.2	7.8	29	9	24	21	83	HS - 173
183 - 225	21.0	21.9	29.7	42.2	7.8	29	9	24	21	83	HS - 174
225 - 299	13.0	25.4	34.0	48.5	8.6	29	10	26	24	89	HS- 140
225 - 299	17.0	25.4	34.0	48.5	8.6	29	10	26	24	89	HS - 175
225 - 299	21.0	25.4	34.0	48.5	8.6	29	10	26	24	89	HS - 176
299 - 366	13.0	28.0	37.6	53.6	9.6	38	11	29	27	105	HS - 141
299 - 366	17.0	28.0	37.6	53.6	9.6	38	11	29	27	105	HS - 177
299 - 366	21.0	28.0	37.6	53.6	9.6	38	11	29	27	105	HS - 178
366 - 437	13.0	30.5	41.7	59.1	11.2	38	12	32	29	111	HS - 142
366 - 437	17.0	30.5	41.7	59.1	11.2	38	12	32	29	111	HS - 179
366 - 437	21.0	30.5	41.7	59.1	11.2	38	12	32	29	111	HS- 180

HEX
AN ISO 9001 COMPANY

CRIMPING TYPE COPPER RING TONGUE TERMINAL ENDS FOR COPPER / ALUMINIUM CONDUCTORS

Material : Copper Strip / Tape to IS - 1897
Specification : E.C. Grade 99.25% IACS
Finish : Electro Tinned to BS 1872 (1984)

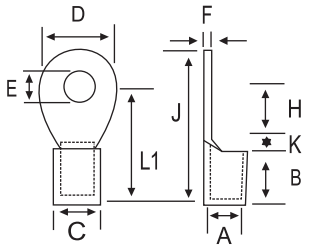

CABLE SIZE mm²	HOLE E	DIMENSIONS A	C	D	F	B	K	H	L1	J	PROD. CODE
0.75	4.2	0.9	2.1	8.0	0.6	4.0	-	8.0	12.0	16.0	HR - 7317
1.0	4.2	1.2	2.8	8.0	0.8	4.0	-	8.0	12.0	16.0	HR - 7318
1.5	2.3	1.6	3.2	4.6	0.8	5.0	-	4.7	9.7	12.0	HR - 7319
1.5	3.0	1.6	3.2	4.6	0.8	5.0	-	4.7	9.7	12.0	HR - 7320
1.5	3.2	1.6	3.2	5.5	0.8	5.0	-	4.8	9.8	12.6	HR - 7321
1.5	3.7	1.6	3.2	5.5	0.8	5.0	-	4.8	9.8	12.6	HR - 7322
1.5	3.2	1.6	3.2	6.0	0.8	4.8	-	7.5	12.3	15.3	HR - 7323
1.5	5.1	1.6	3.2	7.2	0.8	5.0	-	7.4	12.4	16.0	HR - 7324
1.5	5.0	1.6	3.2	8.0	0.8	5.0	-	9.0	14.0	18.0	HR - 7325
1.5	6.4	1.6	3.2	11.9	0.8	5.0	-	11.9	16.9	22.9	HR - 7326
1.5	8.2	1.6	3.2	11.9	0.8	5.0	-	11.9	16.9	22.9	HR - 7327
1.5	5.2	1.8	3.4	10.0	0.8	5.0	-	8.0	13.0	18.0	HR - 7188
1.5	6.4	1.8	3.4	12.0	0.8	5.0	-	11.0	16.0	22.0	HR - 7189
1.5	5.2	1.8	3.8	10.0	1.0	5.0	2.0	8.0	15.0	20.0	HR - 7328
2.5	3.7	2.3	3.9	6.5	0.8	5.0	-	8.0	13.0	16.2	HR - 7329
2.5	4.2	2.5	5.1	10.0	1.3	6.0	2.0	7.0	15.0	20.0	HR - 7330
2.5	5.2	2.5	5.1	10.0	1.3	6.0	2.0	7.0	15.0	20.0	HR - 7331
2.5	4.2	2.6	5.0	8.0	1.2	6.0	2.0	5.0	13.0	17.0	HR - 7332
2.5	5.2	2.6	5.0	8.0	1.2	6.0	2.0	5.0	13.0	17.0	HR - 7333
3.0	4.2	2.9	5.3	10.0	1.2	6.0	2.0	7.0	15.0	20.0	HR - 7334
3.0	5.2	2.9	5.3	10.0	1.2	6.0	2.0	7.0	15.0	20.0	HR - 7335
3.0	5.2	2.9	5.3	12.0	1.2	6.0	2.0	8.0	16.0	22.0	HR - 7336
3.0	6.4	2.9	5.3	12.0	1.2	6.0	2.0	8.0	16.0	22.0	HR - 7337
4.0	6.4	3.0	5.0	12.0	1.0	6.0	-	8.0	14.0	20.0	HR - 7190
4.0	10.2	3.0	5.0	16.0	1.0	6.0	-	16.0	22.0	30.0	HR - 7191
4.0	3.2	3.1	5.5	7.2	1.2	6.0	-	8.4	14.4	18.0	HR - 7338
4.0	4.2	3.1	5.5	8.0	1.2	6.0	2.0	5.0	13.0	17.0	HR - 7339
4.0	5.2	3.1	5.5	8.0	1.2	6.0	2.0	5.0	13.0	17.0	HR - 7340
4.0	5.2	3.1	5.5	10.0	1.2	6.0	3.0	5.0	14.0	19.0	HR - 7341
4.0	6.4	3.1	5.5	12.0	1.2	6.0	2.0	6.0	14.0	20.0	HR - 7342
4.0	6.4	3.1	5.5	12.0	1.2	6.0	3.0	7.0	16.0	22.0	HR - 7343
4.0	5.2	3.1	5.5	14.0	1.2	6.0	2.0	10.5	18.5	25.5	HR - 7344
4.0	6.4	3.1	5.5	14.0	1.2	6.0	2.0	10.5	18.5	25.5	HR - 7345
4.0	6.7	3.3	5.3	13.5	1.0	6.0	6.0	3.3	15.3	22.0	HR - 7346
4.0	6.4	3.3	5.7	14.0	1.2	6.0	2.0	10.5	18.5	25.5	HR - 7347
4.0	8.2	3.3	5.3	14.0	1.0	6.0	2.0	10.5	18.5	25.5	HR - 7348
4 - 6	3.2	3.5	5.5	7.2	1.0	6.0	-	8.4	14.4	18.0	HR - 7349
4 - 6	5.2	3.5	5.5	14.0	1.0	6.0	2.0	10.5	18.5	25.5	HR - 7350
4 - 6	5.2	3.5	5.5	16.0	1.0	6.0	3.0	13.0	22.0	30.0	HR - 7351
4 - 6	6.4	3.5	5.5	18.0	1.0	6.0	3.0	12.0	21.0	30.0	HR - 7352
6.0	4.2	4.0	6.0	8.0	1.0	6.0	2.0	5.0	13.0	17.0	HR - 7353
6.0	6.4	4.0	6.0	14.0	1.0	6.0	2.0	10.5	18.5	25.5	HR - 7354
6.0	6.4	4.0	6.0	14.0	1.0	10.0	-	15.0	25.0	32.0	HR - 7356
6.0	8.2	4.0	6.0	16.0	1.0	6.0	-	16.0	22.0	30.0	HR - 7357
6.0	8.4	4.0	6.0	18.0	1.0	10.0	-	15.0	25.0	34.0	HR - 7358
6.0	8.2	4.2	6.2	16.0	1.0	6.5	2.5	13.0	22.0	30.0	HR - 7359

Contd. .... on next page.

Contd. ....

CRIMPING TYPE COPPER RING TONGUE TERMINAL ENDS FOR COPPER / ALUMINUM CONDUCTORS.

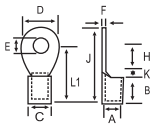

CABLE SIZE mm²	HOLE	DIMENSIONS									PROD. CODE
	E	A	C	D	F	B	K	H	L1	J	
10	8.2	4.3	6.7	16	1.2	10	4	8	22	30	HR - 7360
10	6.4	4.5	6.5	12	1.0	8	-	9	17	23	HR - 7199
10	8.2	4.5	6.5	16	1.0	8	-	11	19	27	HR - 7200
10	8.2	5.2	7.6	18.2	1.2	10	-	14	24	-	HR - 7215
10	8.4	5.2	8.4	18	1.6	8	-	28	36	45	HR - 7173
10	10.5	5.2	8.4	22	1.6	8	-	32	40	49	HR - 7361
16	6.4	5.3	7.7	12	1.2	10	-	10	20	26	HR - 7192
16	8.2	5.3	7.7	16	1.2	10	-	12	22	30	HR - 7193
16	10.2	5.3	7.7	18	1.2	10	-	14	24	33	HR - 7194
10	6.4	5.4	7.8	14	1.2	10	4	10	24	31	HR - 7169
10	8.2	5.4	7.8	18	1.2	10	4	10	24	33	HR - 7362
16	10.2	5.6	8.0	16	1.2	10	4	8	22	30	HR - 7363
16	10.2	5.6	8.8	22	1.6	10	6	8	24	35	HR - 7364
16	12.7	5.6	8.8	22	1.6	10	6	8	24	35	HR - 7365
16	6.4	5.9	8.3	12	1.2	10	-	10	20	26	HR - 7211
16	8.2	5.9	8.3	16	1.2	10	-	12	22	30	HR - 7212
16	10.2	5.9	8.3	18	1.2	10	-	14	24	33	HR - 7175
15	8.2	6.0	10.0	16	2.0	10	-	14	24	32	HR - 7366
15	10.2	6.0	10.0	16	2.0	10	-	14	24	32	HR - 7367
16	10.2	6.3	8.7	16	1.2	11	4	10	25	33	HR - 7368
16	8.2	6.5	8.9	18.2	1.2	11	-	14	25	34	HR - 7216
16	8.4	6.5	9.7	18	1.6	8	-	32	40	49	HR - 7369
16	8.2	6.7	9.1	18	1.2	11	3	11	25	34	HR - 7370
16	10.2	6.7	10.3	22	1.8	11	6	14	31	42	HR - 7371
25	6.4	7.0	10.2	12	1.6	11	-	14	25	31	HR - 7177
25	10.2	7.0	10.2	18	1.6	11	-	14	25	34	HR - 7176
25	6.4	7.7	10.9	12	1.6	11	-	14	25	31	HR - 7179
25	10.2	7.7	10.9	18	1.6	11	-	14	25	34	HR - 7178
35	8.2	7.9	11.5	16	1.8	11	-	14	25	33	HR - 7183
35	10.2	7.9	11.5	18	1.8	11	-	14	25	34	HR - 7182
25	8.4	8.2	11.4	18	1.6	11	-	14	25	34	HR - 7372
35	10.2	9.0	12.6	32	1.8	16	7	15	38	54	HR - 7373
35	16.2	9.0	12.6	32	1.8	16	7	15	38	54	HR - 7374
50	10.2	9.4	13.0	22	1.8	16	-	16	32	43	HR - 7180
50	12.7	9.4	13.0	24	1.8	16	-	20	36	48	HR - 7213
50	10.2	9.5	12.7	24	1.6	16	6	14	36	48	HR - 7375
50	12.7	10.5	14.1	32	1.8	16	7	15	38	54	HR - 7376
50	11.0	10.8	14.8	22	2.0	18	-	18	36	47	HR - 7377
50	10.2	11.0	17.4	32	3.2	29	-	25	54	70	HR - 7378
70	10.2	11.5	15.5	22	2.0	18	-	18	36	47	HR - 7181
70	12.7	11.5	15.5	24	2.0	18	-	18	36	48	HR - 7187
70	16.2	11.5	15.1	32	1.8	18	-	33	51	67	HR - 7201
70	6.4	12.0	16.0	24	2.0	18	8	10	36	48	HR - 7379
95	10.2	12.8	17.4	22	2.3	20	-	15	35	46	HR - 7195
95	12.7	12.8	17.4	24	2.3	20	-	18	38	50	HR - 7196
120	10.2	15.0	20.2	28	2.6	21	-	21	42	56	HR - 7380
150	10.2	16.5	21.7	28	2.6	19	-	22	41	55	HR - 7202
150	16.2	17.5	24.7	36	3.6	25	10	18	53	71	HR - 7170
150	16.2	17.5	24.7	36	3.6	25	10	28	63	81	HR - 7220
150	13.0	19.5	25.9	36	3.2	29	14	24	67	85	HR - 7381
150 - 192	13.0	21.4	28.4	38	3.5	28	13	10.5	50.5	67	HR - 7382
200	14.0	22.0	30.0	44	4.0	39	12	10.25	54.76	98	HR - 7383
205	13	24.4	31.8	43	3.7	32	12	10.5	54.5	70	HR - 7384
250	16.2	25.0	33.0	44	4.0	37	11	28	76	98	HR - 7385
250	20.3	25.0	33.0	50	4.0	40	12	28	80	105	HR - 7386
252 - 304	20.0	28.0	37.0	50	4.5	36	16	28	80	105	HR - 7387

CRIMPING TYPE COPPER RING TONGUE TERMINAL ENDS (INSULATED WITH METAL REINFORCEMENT) FOR COPPER / ALUMINIUM CONDUCTORS REF.: I. C. F

Material : Copper Strip / Tape to IS - 1897
Specification : E.C. Grade 99.25% IACS
Finish : Electro Tinned to BS 1872 (1984)

SIZE : 0.75 1.5 2.5 3 4
COLOUR : YELLOW RED BLUE YELLOW YELLOW

*without insulation

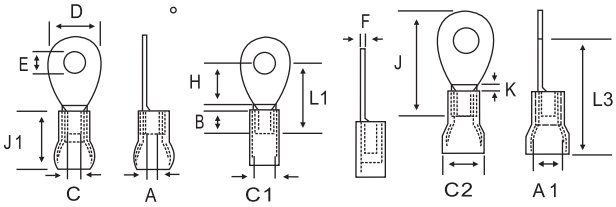

Type - I Type - II Type - III

mm²	CABLE SIZE	HOLE E	DIMENSIONS A	C	D	F	B	K	H	L1	J	A1	C1	J1	C2	L3	TYPE	PROD. CODE
4	7/0.85	5.2	2.9	5.3	10	1.2	6	2	7	15	20	5.5	7.3	15	7.3	24	II	HRR - 7839
4	7/0.85	4.2	2.9	5.3	10	1.2	6	2	7	15	20	5.5	7.3	15	7.3	24	II	HRR - 7840
2.5	3/1.06	5.2	2.7	5.3	10	1.3	6	2	7	15	20	5.5	7.3	15	7.3	24	II	HRR - 7841
2.5	3/1.06	4.2	2.7	5.3	10	1.3	6	2	7	15	20	5.5	7.3	15	7.3	24	II	HRR - 7842
3	19/0.457	6.4	2.9	5.3	12	1.3	6	2	8	16	22	7.6	7.3	15	9.2	25	III	HRR - 7843
3	19/0.457	8.2	2.9	5.3	14	1.2	6	2	10	18	25	7.6	7.3	15	9.2	27	III	HRR - 7844
4	7/0.85	5.2	2.9	5.3	10	1.2	6	2	7	15	20	5.5	7.3	15	7.3	24	II	HRR - 7845
4	7/0.85	4.2	2.9	5.3	10	1.2	6	2	7	15	20	5.5	7.3	15	7.3	24	II	HRR - 7846
3	19/0.457	5.2	2.9	5.3	12	1.2	6	2	8	16	22	7.6	7.3	15	9.2	25	III	HRR - 7847
1.5	48/0.2	5.2	1.8	3.8	10	1.0	5	2	8	15	20	4.4	5.4	10	6.0	20	I	HRR - 7848
4	7/0.85	8.2	2.9	5.3	14	1.2	6	2	10	18	25	5.5	7.3	15	7.3	27	II	HRR - 7849
0.75	24/0.2	5.2	1.6	3.2	10	0.8	5	2	6	13	18	3.6	4.0	10	4.8	18	I	HRR - 7850
4	128/0.2	5.2	2.9	5.3	10	1.2	6	2	7	15	20	8.3	7.3	15	9.9	24	III	HRR - 7851
4	7/0.85	12.7	2.9	5.3	19	1.2	6	3	15	24	33	5.5	7.3	15	7.3	33	III	HRR - 7852
1.5	48/0.2	5.2	1.8	3.8	10	1.0	5	2	8	15	20	7.6	7.3	15	9.2	25	III	HRR - 7853
4	128/0.2	4.2	2.9	5.3	8	1.2	6	2	5	13	17	-	-	-	-	-	*	HRR - 7854
1.5	48/0.2	4.2	1.8	3.8	8	1.0	6	2	8	15	19	4.4	5.4	10	6.0	20	I	HRR - 7855

CRIMPING TYPE ALUMINIUM RING TONGUE TERMINAL ENDS PVC - INSULATED (METAL - REINFORCED) FOR ALUMINIUM CONDUCTORS

Material : Aluminium
Finish : Natural / Passivated Al.

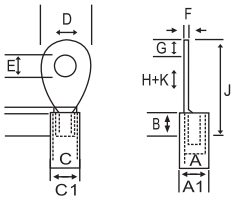

CABLE SIZE mm²	HOLE E	DIMENSIONS A	C	D	F	B	H+K	G	J	A1	C1	PROD. CODE
4	5.2	2.9	5.3	14	1.2	6	12	7	25	5.3	7.3	HALS - 243

HEX AN ISO 9001 COMPANY

SNAP ON TERMINALS

MATERIAL : E - COPPER • FINISH : ELECTRO TINNED

COLOUR CODING OF INSULATION SLEEVE

1.5 - RED, 2.5 - BLUE, 4 - 6 - YELLOW

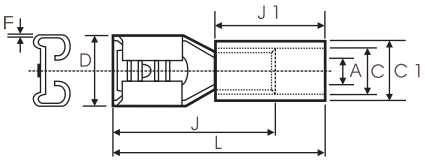

Cable mm²	Dimensions in mm ± 3%								Product Code
	D	J	A	C	F	J1	L	C1	
1.5	6.6	16	2.4	3.2	0.4	-	-	-	HSP - 8351
1.5	6.6	16	2.4	3.2	0.4	10	21	4.8	HSP - 8351 (I)
2.5	6.6	16	3.1	3.9	0.4	-	-	-	HSP - 8349
2.5	6.6	16	3.1	3.9	0.4	10	21	5.5	HSP - 8349 (I)
4-6	6.6	19	3.8	5.5	0.8	-	-	-	HSP - 8451
4-6	6.6	19	3.8	5.5	0.8	14	26	7.1	HSP - 8451 (I)

ALUMINIUM forged CABLE LUGS (AS PER DIN 46329)

Material : Aluminium

Finish : Natural / Passivated Aluminium

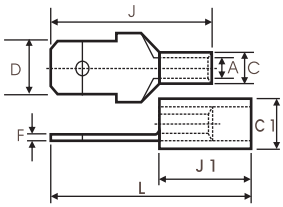

Cable mm²	Dimensions in mm ± 3%								Product Code
	D	J	A	C	F	J1	L	C1	
1.5	6.4	20	1.6	3.2	0.8	-	-	-	HSP - 8362
1.5	6.4	20	1.6	3.2	0.8	10	23	4.8	HSP - 8362 (I)
2.5	6.4	20	2.3	3.9	0.8	-	-	-	HSP - 8363
2.5	6.4	20	2.3	3.9	0.8	10	23	5.5	HSP - 8363 (I)
4-6	6.4	20	3.8	5.5	0.8	-	-	-	HSP - 8463
4-6	6.4	20	3.8	5.5	0.8	14	25	7.1	HSP - 8463 (I)

COPPER ONE HOLE OFFSET TONGUE TERMINAL ENDS / CONNECTORS

UL LISTED

Steel Screws : Zinc Plated

Copper Wire Range (AWG)	Screw Size	Screw Type	Dimensions in mm						Product Code
			F	E	D	G	H	T	
#14 - #10	48 A	SCREW-1	26	12	7	5.3	7.95	9.5	HUL-25
#14 - #6	1/4" UNF	SCREW-2	31.5	15	11	5.6	10	12.3	HUL-35
#8 - #2	5/16" UNF	SCREW-2	39.5	20.5	12.7	6.35	12	16.3	HUL-70
#6 - #1/0	3/8" UNF	SCREW-2	50.18	26.16	15.35	10.63	15.93	23.05	HUL-125
#4 - #3/0	3/8" UNF	SCREW-3	55.67	29.85	18.17	10.87	19.17	26.36	HUL-175
#2 - #4/0	7/16" UNF	SCREW-3	64.86	33.57	23.94	12.78	25.25	29.68	HUL-225
#1/0 - 350	5/8" UNF	SCREW-3	71.68	33.55	30.85	12.97	25.25	35.65	HUL-300
#1/0 - 500	5/8" UNF	SCREW-3	103.78	56.28	36.15	22.95	38.05	40.75	HUL-400
600 - 1000	3/4" UNF	SCREW-3	122.75	60.87	47.15	28.37	49.86	59.05	HUL-650

UL under process

* UL Listed Products

(A) - UL Listed wire combinations: (2) #10, (2) # 12, (2) # 14, (1) # 12 and (1) # 14, (1) # 10 and (1) # 12

(B) - UL Listed wire combinations: (1) # 8 and (1) # 4, (1) # 8 and (1) # 6 (2) # 4, (3) # 8, (3) # 6, (2) 8 and (1) # 4, (2) # 8 and (1) # 6, (1) # 6 and (1) # 4, (2) # 6

Tolerance : as per UL FUS.



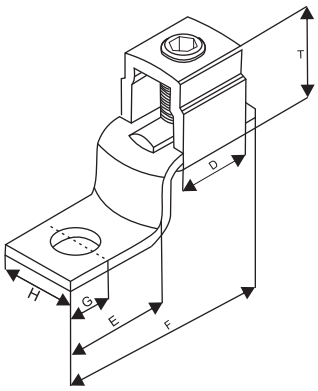

BUTT CONNECTOR

UL LISTED

MATERIAL : E-COPPER • FINISH : COPPER

Wire Size	Dimensions in mm				Product Code
	ID	OD	L	F	
8	4.72	6.35	27.94	2.54	HBC - T8
6	5.89	7.92	29.21	2.54	HBC - T6
4	7.14	9.04	30.99	2.54	HBC - T3
2	8.43	10.67	34.04	2.54	HBC - T2
1	8.94	11.18	34.04	2.54	HBC - T1
1/0	10.19	12.65	39.62	2.54	HBC - T11
2/0	11.58	14.22	45.97	2.54	HBC - T12
3/0	12.93	15.62	48.26	2.54	HBC - T13
4/0	14.94	17.63	62.48	2.54	HBC - T14

Tolerance : as per UL FUS.

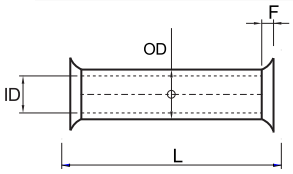

HEX AN ISO 9001 COMPANY

COPPER COMPRESSION LUGS - SHORT BARREL

UL LISTED

Wire Size	Colour Code	Bolt Size	Dimensions in Inch		Product Code
			D	F	
8	RED	#10	0.512	1.220	HCRA-A-8
6	BLUE	#10	0.812	1.500	HCRA-A-6
6	BLUE	1/4"	0.812	1.500	HCRA-A-6
4	GRAY	#10	0.812	1.500	HCRA-A-4
4	GRAY	5/16"	0.812	1.500	HCRA-A-4-516
4	GRAY	1/4"	0.812	1.500	HCRA-A-4
3	WHITE	1/4"	0.812	1.500	HCRA-A-3
2	BROWN	1/4"	0.875	1.812	HCRA-A-2
2	BROWN	5/16"	0.875	1.844	HCRA-A-2
2	BROWN	3/8"	0.875	1.844	HCRA-A-2
1	GREEN	5/16"	0.875	1.875	HCRA-A-1
1	GREEN	1/4"	0.875	1.875	HCRA-A-1-14
1	GREEN	3/8"	0.875	1.875	HCRA-A-1-38
1/0	PINK	5/16"	0.875	1.875	HCRA-A-0
1/0	PINK	1/4"	0.875	1.875	HCRA-A-0-14
1/0	PINK	3/8"	0.875	1.875	HCRA-A-0
2/0	BLACK	3/8"	0.937	2.093	HCRA-A-2/0
2/0	BLACK	1/4"	0.937	2.093	HCRA-A-2/0-14
2/0	BLACK	5/16"	0.937	2.093	HCRA-A-2/0
3/0	ORANGE	3/8"	1.000	2.313	HCRA-A-3/0
3/0	ORANGE	1/4"	1.000	2.313	HCRA-A-3/0-14
3/0	ORANGE	1/2"	1.000	2.313	HCRA-A-3/0
3/0	ORANGE	5/16"	1.000	2.313	HCRA-A-3/0
4/0	PURPLE	3/8"	1.000	2.344	HCRA-A-4/0
4/0	PURPLE	1/4"	1.000	2.344	HCRA-A-4/0-14
4/0	PURPLE	1/2"	1.000	2.344	HCRA-A-4/0
4/0	PURPLE	5/16"	1.000	2.313	HCRA-A-4/0
250MCM	YELLOW	1/2"	1.063	2.625	HCRA-A-250
250MCM	YELLOW	3/8"	1.063	2.625	HCRA-A-250-38
300MCM	WHITE	1/2"	1.063	2.625	HCRA-A-300
300MCM	WHITE	3/8"	1.063	2.625	HCRA-A-300-38
300MCM	WHITE	5/16"	1.063	2.625	HCRA-A-300-516
300MCM	WHITE	5/8"	1.063	2.625	HCRA-A-300-58
350MCM	RED	1/2"	1.125	2.913	HCRA-A-350
400MCM	BLUE	5/8"	1.188	3.313	HCRA-A-400
400MCM	BLUE	1/2"	1.188	3.313	HCRA-A-400-12
500MCM	BROWN	5/8"	1.375	3.500	HCRA-A-500
500MCM	BROWN	1/2"	1.375	3.500	HCRA-A-500-12
600MCM	GREEN	5/8"	1.654	3.996	HCRA-A-600
600MCM	GREEN	1/2"	1.654	3.996	HCRA-A-600-12
*700MCM	PINK	5/8	1-3/8	3-31/32	*HCRA-700
*750MCM	BLACK	5/8	1-5/8	4-11/32	*HCRA-750
*1000MCM	WHITE	5/8	1-7/8	4-7/8	*HCRA-1000

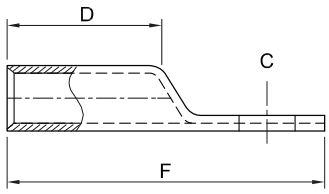

*Wire Size 700MCM, 750MCM & 1000MCM UL under process.

Tolerance : as per UL FUS.

COPPER COMPRESSION LUGS - LONG BARREL

Wire Size	Colour	Bolt Size	Dimensions in Inches		Product Code
			D	F	
8	RED	-	0.787	1.520	HCRB-A-8L
6	BLUE	1/4"	0.925	1.813	HCRB-A-6L
4	GRAY	1/4"	0.984	1.813	HCRB-A-4L
4	GRAY	5/16"	0.984	1.813	HCRB-A-4L-516
3	WHITE	1/4"	1.063	2.008	HCRA-A-3L
2	BROWN	5/16"	1.102	2.047	HCRB-A-2L
2	BROWN	1/4"	1.339	2.717	HCRB-A-2L-14
2	BROWN	3/8"	1.339	2.717	HCRB-A-2L-38
1	GREEN	5/16"	1.142	2.087	HCRA-A-1L
1/0	PINK	5/16"	1.339	2.717	HCRA-A-1/0L
2/0	BLACK	3/8"	1.260	2.656	HCRA-A-2/0L
3/0	ORANGE	1/2"	1.299	2.906	HCRB-A-3/0L
4/0	PURPLE	1/2"	1.535	2.969	HCRB-A-4/0L
250 MCM	YELLOW	1/2"	1.575	3.188	HCRA-A-250L
300 MCM	WHITE	1/2"	1.811	3.563	HCRA-A-300L
350 MCM	RED	1/2"	2.008	3.563	HCRA-A-350L
400 MCM	BLUE	5/8"	1.850	3.740	HCRA-A-400L
500 MCM	BROWN	5/8"	2.244	4.375	HCRA-A-500L
600 MCM	GREEN	5/8"	2.362	4.646	HCRA-A-600L
*750 MCM	BLACK	0.625	2-7/8	5-15/32	*HCRA-750L
*1000 MCM	WHITE	0.625	3	6.0	*HCRA-1000L

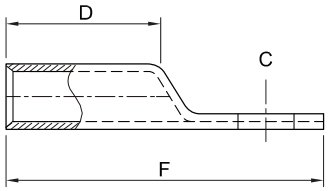

*Wire Size 750MCM & 1000MCM UL under process
Tolerance : as per UL FUS.

COPPER COMPRESSION SLEEVES - SHORT BARREL

Wire Size	Colour	Dimensions in Inches			Product Code
		F	OD	ID	
8	RED	1.125	0.281	0.172	HCT-8
6	BLUE	1.75	0.297	0.203	HCT-6
4	GRAY	1.875	0.344	0.25	HCT-4
3	WHITE	1.75	0.375	0.281	HCT-3
2	BROWN	1.875	0.422	0.313	HCT-2
1	GREEN	1.875	0.469	0.359	HCT-1
1/0	PINK	1.875	0.516	0.391	HCT-1/0
2/0	BLACK	2	0.563	0.428	HCT-2/0
3/0	ORANGE	2.125	0.609	0.484	HCT-3/0
4/0	PURPLE	2.125	0.688	0.547	HCT-4/0
300MCM	WHITE	2.25	0.813	0.656	HCT-300
350MCM	RED	2.375	0.875	0.688	HCT-350
400MCM	BLUE	2.5	0.938	0.75	HCT-400
500MCM	BROWN	2.875	1.063	0.828	HCT-500
600MCM	GREEN	2.875	1.188	0.922	HCT-600

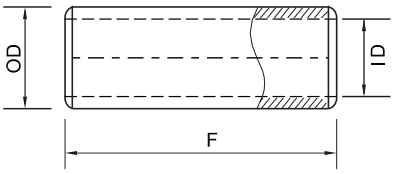

Tolerance : as per UL FUS.

COPPER COMPRESSION SLEEVES - LONG BARREL

UL LISTED

Wire Size	Colour	Dimensions in Inches			Product Code
		F	OD	ID	
8	RED	1.75	0.281	0.172	HCTL-8
6	BLUE	2.38	0.297	0.203	HCTL-6
4	GRAY	2.38	0.344	0.250	HCTL-4
3	WHITE	2.38	0.375	0.281	HCTL-3
2	BROWN	2.63	0.422	0.312	HCTL-2
1	GREEN	2.88	0.469	0.359	HCTL-1
1/0	PINK	2.88	0.516	0.391	HCTL-1/0
2/0	BLACK	3.13	0.562	0.438	HCTL-2/0
3/0	ORANGE	3.13	0.609	0.484	HCTL-3/0
4/0	PURPLE	3.38	0.687	0.547	HCTL-4/0
300 MCM	WHITE	4.13	0.813	0.656	HCTL-300
400 MCM	BLUE	4.38	0.937	0.750	HCTL-400
500 MCM	BROWN	4.63	1.063	0.828	HCTL-500
600 MCM	GREEN	4.63	1.188	0.922	HCTL-600

Tolerance : as per UL FUS.

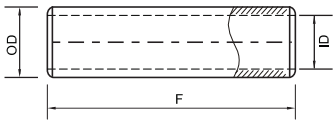

COPPER COMPRESSION LUGS - LONG BARREL, 2 HOLES

UL LISTED

Wire Size	Colour Code	Bolt Size	Dimensions in Inches		Product Code
			D	F	
2	BROWN	5/16" (2)	1.181	3.000	HCRB-A-2L2
2	BROWN	1/2" (2)	1.330	4.810	HCRA-A-2L2
2	BROWN	#10 (2)	1.181	3.310	HCRA-A-2L2-10-34
2	BROWN	1/4" (2)	1.181	3.310	HCRA-A-2L2-14-58
2	BROWN	1/4" (2)	1.181	3.310	HCRA-A-2L2-14-34
2	BROWN	1/4" (2)	1.181	3.310	HCRA-A-2L2-14-1
2	BROWN	5/16" (2)	1.181	3.310	HCRA-A-2L2-516-58
2	BROWN	5/16" (2)	1.181	3.310	HCRB-A-2L2-516-34
2	BROWN	5/16" (2)	1.181	3.310	HCRA-A-2L2-516-1
2	BROWN	3/8" (2)	1.181	3.310	HCRA-A-2L2-38-58
2	BROWN	3/8" (2)	1.181	3.310	HCRA-A-2L2-38-34
2	BROWN	3/8" (2)	1.181	3.310	HCRA-A-2L2-28-78
2	BROWN	3/8" (2)	1.181	3.310	HCRA-A-2L2-38-1
2	BROWN	3/8" (2)	1.339	4.500	HCRB-A-2L2-12-134
1	GREEN	1/2" (2)	1.299	3.440	HCRA-A-1L2
1	GREEN	5/16" (2)	1.299	3.440	HCRA-A-1L2-14-58
1	GREEN	1/2" (2)	1.358	4.750	HCRA-A-1L2
1/0	PINK	5/16" (2)	1.181	3.440	HCRA-A-1/0L2
1/0	PINK	1/2" (2)	1.496	4.910	HCRA-A-1/0L2
8	RED	#10 (2)	0.866	2.190	HCRB-A-8L2
8	RED	1/4" (2)	0.866	2.190	HCRB-A-8L2

Tolerance : as per UL FUS.

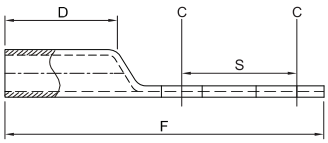

COPPER COMPRESSION LUGS - LONG BARREL, 2 HOLES

UL LISTED

Wire Size	Colour Code	Bolt Size	Dimensions in Inch		Product Code
			D	F	
6	BLUE	1/4" (2)	0.984	2.382	HCRB-A-6L2
6	BLUE	#10 (2)	1.181	3.188	HCRB-A-6L2-10-34
6	BLUE	1/4" (2)	1.181	3.188	HCRB-A-6L2-14-58
6	BLUE	1/4" (2)	1.181	3.188	HCRB-A-6L2-14-34
6	BLUE	1/4" (2)	1.181	3.188	HCRB-A-6L2-14-1
6	BLUE	5/16" (2)	1.181	3.188	HCRB-A-6L2-516-1
6	BLUE	3/8" (2)	1.181	3.188	HCRB-A-6L2-38-34
6	BLUE	3/8" (2)	1.181	3.188	HCRB-A-6L2-38-78
6	BLUE	3/8" (2)	1.181	3.188	HCRB-A-6L2-38-1
4	GRAY	1/4" (2)	1.299	3.035	HCRB-A-4L2
4	GRAY	1/2" (2)	1.181	4.875	HCRB-A-4L2
4	GRAY	#10 (2)	1.181	3.188	HCRA-A-4L2-10-34
4	GRAY	1/4" (2)	1.181	3.188	HCRB-A-4L2-14-58
4	GRAY	1/4" (2)	1.181	3.188	HCRA-A-4L2-14-34
4	GRAY	1/4" (2)	1.181	3.188	HCRA-A-4L2-14-1
4	GRAY	5/16" (2)	1.181	3.188	HCRA-A-4L2-516-58
4	GRAY	5/16" (2)	1.181	3.188	HCRA-A-4L2-516-34
4	GRAY	5/16" (2)	1.181	3.188	HCRA-A-4L2-516-1
4	GRAY	3/8" (2)	1.181	3.188	HCRB-A-4L2-38-34
4	GRAY	3/8" (2)	1.181	3.188	HCRB-A-4L2-38-1
4	GRAY	1/2" (2)	1.181	4.375	HCRB-A-4L2-12-134
3	WHITE	1/4" (2)	1.299	3.035	HCRA-A-3L2
3	WHITE	3/8" (2)	1.299	3.035	HCRA-A-3L2
2/0	BLACK	1/2" (2)	1.142	4.780	HCRA-A-2/0L2
3/0	ORANGE	1/2" (2)	1.475	4.970	HCRB-A-3/0L2
4/0	PURPLE	1/2" (2)	1.299	4.970	HCRB-A-4/0L2
250MCM	YELLOW	1/2" (2)	1.535	5.060	HCRA-A-250L2
250MCM	YELLOW	3/8" (2)	1.535	5.060	HCRA-A-250L2-38-1
250MCM	YELLOW	3/8" (2)	1.535	5.060	HCRA-A-250L2-38-134
300MCM	WHITE	1/2" (2)	1.791	5.440	HCRA-A-300L2
350MCM	RED	1/2" (2)	1.870	5.440	HCRA-A-350L2
400MCM	BLUE	1/2" (2)	2.008	5.750	HCRA-A-400L2
500MCM	BROWN	1/2" (2)	2.126	5.750	HCRA-A-500L2
600MCM	GREEN	1/2" (2)	2.244	6.060	HCRA-A-600L2
*700MCM	PINK	1/2 (2)	2-1/4	6.06	HCRA-700L2
*750MCM	BLACK	1/2 (2)	2-7/8	6.53	HCRA-750L2
*1000MCM	WHITE	1/2 (2)	3	6.53	HCRA-1000L2

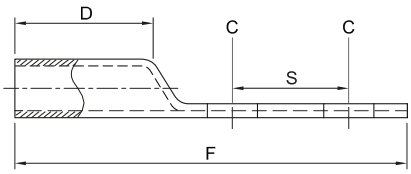

*Wire Size 700MCM, 750MCM & 1000MCM UL under process

Tolerance : as per UL FUS.

HEX AN ISO 9001 COMPANY

COPPER STANDARD WALL STARTER TERMINAL ENDS

UL LISTED

MATERIAL : E - COPPER • FINISH : COPPER

Wire Size	Bolt Size	Dimensions in mm						Product Code
		O.D.	A	B	D	G	L	
8	1/4"	6.35	11.58	17.15	13.97	6.40	36.66	HABL-A-86
8	5/16"	6.35	11.58	17.15	13.97	8.41	36.66	HABL-A-88
8	3/8"	6.35	14.48	17.15	13.97	10.49	36.66	HABL-A-810
8	1/2"	6.35	16.26	20.62	13.97	13.00	42.55	HABL-A-812
6	1/4"	7.92	13.72	17.78	13.97	6.40	37.29	HABL-A-66
6	5/16"	7.92	13.72	17.78	13.97	8.41	37.29	HABL-A-68
6	3/8"	7.92	13.72	17.78	13.97	10.49	37.29	HABL-A-610
6	1/2"	7.92	16.26	20.82	13.97	13.00	42.55	HABL-A-612
4	1/4"	9.04	13.72	20.32	14.73	6.40	40.64	HABL-A-46
4	5/16"	9.04	13.72	20.32	14.73	8.41	40.64	HABL-A-48
4	3/8"	9.04	14.48	20.32	14.73	10.49	40.64	HABL-A-410
4	1/2"	9.04	14.48	20.32	14.73	13.00	40.64	HABL-A-412
2	1/4"	10.67	16.51	19.61	17.02	6.40	43.94	HABL-A-26
2	5/16"	10.67	16.51	19.61	17.02	8.41	43.94	HABL-A-28
2	3/8"	10.67	16.51	19.61	17.02	10.49	43.94	HABL-A-210
2	1/2"	10.67	16.51	19.61	17.02	13.00	43.94	HABL-A-212
1/0	1/4"	12.65	18.59	21.34	19.30	6.40	48.56	HABL-A-106
1/0	5/16"	12.65	18.59	21.34	19.30	8.41	48.56	HABL-A-108
1/0	3/8"	12.65	18.59	21.34	19.30	10.49	48.56	HABL-A-1010
1/0	1/2"	12.65	18.59	21.34	19.30	13.00	48.56	HABL-A-1012
2/0	1/4"	14.22	20.83	24.38	21.59	6.40	55.88	HABL-A-206
2/0	5/16"	14.22	20.83	24.38	21.59	8.41	55.88	HABL-A-208
2/0	3/8"	14.22	20.83	24.38	21.59	10.49	55.88	HABL-A-2010
2/0	1/2"	14.22	20.83	24.38	21.59	13.00	55.88	HABL-A-2012
3/0	3/8"	15.62	22.95	25.04	21.45	6.40	57.15	HABL-A-3010
3/0	1/2"	15.62	22.95	25.04	21.45	13.00	57.15	HABL-A-3012
4/0	3/8"	17.63	26.31	28.40	23.11	10.49	65.29	HABL-A-4010
4/0	1/2"	17.63	26.31	28.40	23.11	13.00	65.29	HABL-A-4012

Tolerance : as per UL FUS.

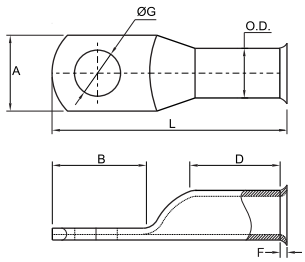

COPPER COMPRESSION LUGS - SHORT BARREL, 2 HOLES

UL LISTED

Wire Size	Bolt Size	Dimensions in Inch					Colour Code	Product Code
		O.D.	A1	A	F	G		
8	#10	0.281	0.440	1.820	1.260	0.630	Red	HS-A-8 L2
6	1/4"	0.297	0.710	2.090	1.260	0.630	Blue	HS-A-6 L2
4	1/4"	0.344	0.710	2.090	1.260	0.630	Gray	HS-A-4 L2
2	5/16"	0.422	0.830	2.620	1.610	0.750	Brown	HS-A-2 L2
1	1/4"	0.469	0.830	2.280	1.260	0.630	Green	HS-A-1 L2
1/0	5/16"	0.517	0.830	2.874	1.810	0.984	Pink	HS-A-1/0 L2
1/0	3/8"	0.517	0.830	2.830	1.810	1.000	Pink	HS-A-1/0-38 L2
2/0	3/8"	0.563	0.940	2.990	1.850	1.000	Black	HS-A-2/0 L2
2/0	1/2"	0.563	0.940	4.170	2.990	1.750	Black	HS-A-2/0-12 L2
3/0	1/2"	0.609	0.984	4.290	2.990	1.750	Orange	HS-A-3/0 L2
4/0	1/2"	0.688	1.142	4.290	3.031	1.750	Purple	HS-A-4/0 L2
4/0	3/8"	0.688	1.142	4.449	3.031	1.752	Purple	HS-A-4/0-38 L2
250 MCM	1/2"	0.750	1.060	4.410	2.990	1.750	Yellow	HS-A-250 L2
300 MCM	1/2"	0.813	1.060	4.410	2.990	1.750	White	HS-A-300 L2
350 MCM	1/2"	0.875	1.100	4.530	2.990	1.750	Red	HS-A-350 L2
400 MCM	1/2"	0.937	1.180	4.690	2.990	1.750	Blue	HS-A-400 L2
500 MCM	1/2"	1.063	1.380	4.880	2.990	1.750	Brown	HS-A-500 L2
600 MCM	3/8"	1.188	1.500	4.960	2.990	1.750	Green	HS-A-600 L2
600 MCM	1/2"	1.188	1.500	5.040	2.990	1.750	Green	HS-A-600-12 L2
*750 MCM	1/2"		1.850	5.510		1.750	Black	HS-A-750 L2

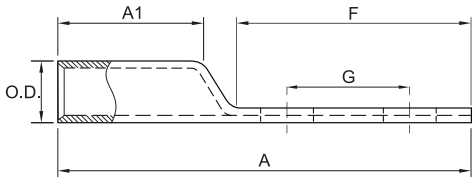

*Wire Size 750MCM UL under process

Tolerance : as per UL FUS.

HEX AN ISO 9001 COMPANY

RING TYPE TINNED COPPER CABLE TERMINAL ENDS (NON INSULATED)

UL LISTED

MATERIAL : E - COPPER • FINISH : ELECTRO TINNED

Cable	Stud	Dimensions in mm									Product
mm^2	Hole E	A	C	D	F	B	K	H	L1	J	Code
1.5	3.2	1.6	3.2	6.8	0.8	5	1.0	3.6	9.6	13	HR 7153
	3.7	1.6	3.2	6.8	0.8	5	1.0	3.6	9.6	13	HR 7048
	4.2	1.6	3.2	6.8	0.8	5	1.0	3.6	9.6	13	HR 7049
	2.2	1.6	3.2	6	0.8	5	2.0	4.0	11	14	HR 7103
	2.6	1.6	3.2	6	0.8	5	2.0	4.0	11	14	HR 7000
	3.2	1.6	3.2	6	0.8	5	2.0	4.0	11	14	HR 7001
	3.7	1.6	3.2	6	0.8	5	2.0	4.0	11	14	HR 7002
	4.2	1.6	3.2	6	0.8	5	2.0	4.0	11	14	HR 7003
	4.2	1.6	3.2	7	0.8	5	1.0	5.0	11	14.5	HR 7154
	3.2	1.6	3.2	8	0.8	5	2.0	5.0	12	16	HR 7104
	4.2	1.6	3.2	8	0.8	5	2.0	5.0	12	16	HR 7004
	5.2	1.6	3.2	8	0.8	5	2.0	5.0	12	16	HR 7005
	4.2	1.6	3.2	10	0.8	5	2.0	6.0	13	18	HR 7105
	5.2	1.6	3.2	10	0.8	5	2.0	6.0	13	18	HR 7006
	6.4	1.6	3.2	10	0.8	5	2.0	6.0	13	18	HR 7007
	6.4	1.6	3.2	12	0.8	5	1.0	6.0	12	18	HR 7106
2.5	3.2	2.3	3.9	6.5	0.8	5	1.0	3.5	9.5	12.7	HR 7107
	3.7	2.3	3.9	6.5	0.8	5	1.0	3.5	9.5	12.7	HR 7008
	3.7	2.3	3.9	8	0.8	5	2.0	5.0	12	16	HR 7108
	4.2	2.3	3.9	8	0.8	5	2.0	5.0	12	16	HR 7009
	5.2	2.3	3.9	8	0.8	5	2.0	5.0	12	16	HR 7010
	5.2	2.3	3.9	10	0.8	5	1.0	7.0	13	18	HR 7109
	6.4	2.3	3.9	10	0.8	5	1.0	7.0	13	18	HR 7011
	5.2	2.3	3.9	12	0.8	5	2.0	9.0	16	22	HR 7110
	6.4	2.3	3.9	12	0.8	5	2.0	9.0	16	22	HR 7012
	8.2	2.3	3.9	12	0.8	5	2.0	9.0	16	22	HR 7013
	6.4	2.3	3.9	16	0.8	5	2.0	10.0	17	25	HR 7111
	8.2	2.3	3.9	16	0.8	5	2.0	10.0	17	25	HR 7014
	10.2	2.3	3.9	16	0.8	5	2.0	10.0	17	25	HR 7015
	10.2	2.3	3.9	18	0.8	5	1.0	14.0	20	29	HR 7151
	12.7	2.3	3.9	18	0.8	5	1.0	14.0	20	29	HR 7047
4 - 6	4.2	3.5	5.5	8	1.0	6	2.0	5.0	13	17	HR 7155
	5.2	3.5	5.5	8	1.0	6	2.0	5.0	13	17	HR 7050
	4.2	3.5	5.5	10	1.0	6	3.0	5.0	14	19	HR 7112
	5.2	3.5	5.5	10	1.0	6	3.0	5.0	14	19	HR 7016
	5.2	3.5	5.5	12	1.0	6	2.0	6.0	14	20	HR 7113
	6.4	3.5	5.5	12	1.0	6	2.0	6.0	14	20	HR 7017
	8.2	3.5	5.5	12	1.0	6	2.0	6.0	14	20	HR 7018
	5.2	3.5	5.5	12	1.0	6	3.0	7.0	16	22	HR 7114
	6.4	3.5	5.5	12	1.0	6	3.0	7.0	16	22	HR 7019
	5.2	3.5	5.5	8	1.0	6	3.0	9.8	18.8	22.8	HR 7157
	6.4	3.5	5.5	14	1.0	6	2.0	10.5	18.5	25.5	HR 7115
	8.2	3.5	5.5	14	1.0	6	2.0	10.5	18.5	25.5	HR 7020
	9.7	3.5	5.5	14	1.0	6	2.0	10.5	18.5	25.5	HR 7021
	8.2	3.5	5.5	16	1.0	6	3.0	13.0	22	30.0	HR 7116
	10.2	3.5	5.5	16	1.0	6	3.0	13.0	22	30.0	HR 7022
	8.2	3.5	5.5	18	1.0	6	3.0	12.0	21	30.0	HR 7117
	10.2	3.5	5.5	18	1.0	6	3.0	12.0	21	30.0	HR 7023
	12.7	3.5	5.5	18	1.0	6	3.0	12.0	21	30.0	HR 7024
10	4.2	4.3	6.3	10	1.0	8	2.0	7.0	17	22	HR 7118
	5.2	4.3	6.3	10	1.0	8	2.0	7.0	17	22	HR 7025
	4.2	4.3	6.3	10	1.0	8	3.0	4.0	15	20	HR 7119

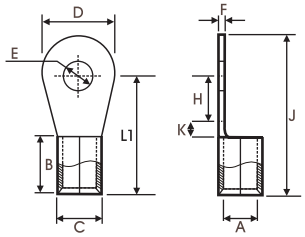

Tolerance : as per UL FUS.

HEX
AN ISO 9001 COMPANY

RING TYPE TINNED COPPER CABLE TERMINAL ENDS (NON INSULATED)

UL LISTED

MATERIAL : E - COPPER • FINISH : ELECTRO TINNED

Cable	Stud	Dimensions in mm									Product
mm^2	Hole E	A	C	D	F	B	K	H	L1	J	Code
10	5.2	4.3	6.3	10	1.0	8	3.0	4.0	15	20	HR 7026
	6.4	4.3	6.3	12	1.0	8	2.0	7.0	17	23	HR 7120
	8.2	4.3	6.3	16	1.0	8	4.0	7.0	19	27	HR 7121
	8.2	4.3	6.3	18	1.0	8	4.0	9.0	21	30	HR 7122
	10.2	4.3	6.3	18	1.0	8	4.0	9.0	21	30	HR 7027
	10.2	4.3	6.3	22	1.0	8	5.0	10.0	23	34	HR 7123
	12.7	4.3	6.3	22	1.0	8	5.0	10.0	23	34	HR 7028
16	5.2	5.6	8	10	1.2	10	3.0	6.0	19	24	HR 7124
	5.2	5.6	8	12	1.2	10	4.0	6.0	20	26	HR 7125
	6.4	5.6	8	12	1.2	10	4.0	6.0	20	26	HR 7029
	6.4	5.6	8	16	1.2	10	4.0	8.0	22	30	HR 7126
	8.2	5.6	8	16	1.2	10	4.0	8.0	22	30	HR 7030
	9.7	5.6	8	16	1.2	10	4.0	8.0	22	30	HR 7031
	8.2	5.6	8	18	1.2	10	4.0	10.0	24	33	HR 7127
	10.2	5.6	8	18	1.2	10	4.0	10.0	24	33	HR 7032
	10.2	5.6	8	22	1.2	10	6.0	8.0	24	35	HR 7128
	12.7	5.6	8	22	1.2	10	6.0	8.0	24	35	HR 7033
25	6.4	7.5	11.1	12	1.8	11	4.0	10.0	25	31	HR 7156
	8.2	7.5	11.1	12	1.8	11	4.0	10.0	25	31	HR 7051
	6.4	7.5	11.1	16	1.8	11	5.0	6.0	22	30	HR 7129
	8.2	7.5	11.1	16	1.8	11	5.0	6.0	22	30	HR 7034
	10.2	7.5	11.1	16	1.8	11	5.0	6.0	22	30	HR 7035
	6.4	7.5	11.1	16	1.8	11	4.0	10.0	25	33	HR 7130
	8.2	7.5	11.1	16	1.8	11	4.0	10.0	25	33	HR 7036
	10.2	7.5	11.1	18	1.8	11	5.0	9.0	25	34	HR 7131
	10.2	7.5	11.1	22	1.8	11	6.0	14.0	31	42	HR 7132
	12.7	7.5	11.1	22	1.8	11	6.0	14.0	31	42	HR 7037
35	6.4	9	12.6	16	1.8	12	5.0	6.0	23	31	HR 7133
	8.2	9	12.6	16	1.8	12	5.0	6.0	23	31	HR 7038
	8.2	9	12.6	18	1.8	12	5.0	10.0	27	36	HR 7134
	10.2	9	12.6	18	1.8	12	5.0	10.0	27	36	HR 7039
	10.2	9	12.6	22	1.8	12	4.0	15.0	31	42	HR 7135
	12.7	9	12.6	22	1.8	12	4.0	15.0	31	42	HR 7040
50	8.2	10.5	14.1	18	1.8	16	6.0	12.0	34	43	HR 7136
	10.2	10.5	14.1	18	1.8	16	6.0	12.0	34	43	HR 7041
	10.2	10.5	14.1	22	1.8	16	7.0	9.0	32	43	HR 7137
	10.2	10.5	14.1	24	1.8	16	6.0	14.0	36	48	HR 7138
	12.7	10.5	14.1	24	1.8	16	6.0	14.0	36	48	HR 7042
	16.2	10.5	14.1	32	1.8	16	7.0	15.0	38	54	HR 7139
70	10.2	12	16	22	2	18	7.0	11.0	36	47	HR 7140
	12.7	12	16	22	2	18	7.0	11.0	36	47	HR 7043
	12.7	12	16	24	2	18	8.0	10.0	36	48	HR 7141
	16.2	12	16	28	2	18	6.0	16.0	40	54	HR 7142
95	10.2	13.5	18.1	22	2.3	20	5.0	10.0	35	46	HR 7143
	10.2	13.5	18.1	24	2.3	20	6.0	12.0	38	50	HR 7144
	12.7	13.5	18.1	24	2.3	20	6.0	12.0	38	50	HR 7044
	16.2	13.5	18.1	28	2.3	20	7.0	17.0	44	58	HR 7145
120	12.7	15	20.2	26	2.6	22	10.0	7.0	39	52	HR 7146
	23.0	15	20.2	40	2.6	22	10.0	20.0	52	72	HR 7148
150	12.7	16.5	23.7	34	3.6	24	9.0	16.0	49	66	HR 7149
	16.2	16.5	23.7	34	3.6	24	9.0	16.0	49	66	HR 7045
	16.2	16.5	23.7	40	3.6	24	10.0	20.0	54	74	HR 7150
	20.3	16.5	23.7	40	3.6	24	10.0	20.0	54	74	HR 7046

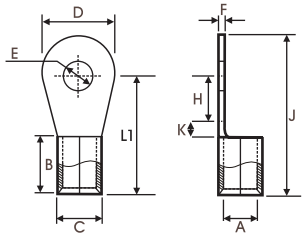

Tolerance : as per UL FUS.

HEX
AN ISO 9001 COMPANY

HEXPRESS CRIMPING TOOLS

HEXPRESS A - 6

Crimping Capacity :
0.5mm^2 to 6mm^2
Weight : 340 gms.

HEXPRESS B - 16

Crimping Capacity :
0.5mm^2 to 16mm^2
Weight : 600 gms.

HEXPRESS F1 - 185 (Round Profile Dies)

Dies : R - 1 to R - 13
Crimping Capacity :
10mm^2 to 185mm^2
Weight : 6.45 Kgs.

HEXPRESS F1-185 (HEX Profile Dies)

Dies : R - 1 to R - 13
Crimping Capacity :
10mm^2 to 185mm^2
Weight : 6.45 Kgs.

HEXPRESS G - 400

Dies : Hex Profile
Crimping Capacity :
25mm^2 to 400mm^2
Weight : 9.60 Kgs.

HEXPRESS G1 - 400

{Gear Operated}
Dies : R - 11 to R - 18
Crimping Capacity :
50mm^2 to 400mm^2
Weight : 9.50 Kgs.

HEXPRESS HY - 400

(Hydraulic)
Dies : R - 11 to R - 18
Crimping Capacity :
120mm^2 to 400mm^2
Weight : 16.50 Kgs.

HEXPRESS HY - 1000

(Hydraulic)
Dies : R - 11 to R - 29
Crimping Capacity :
120mm^2 to 1000mm^2
Weight : 25.50 Kgs.

HEXPRESS CRIMPING TOOLS

HEXPRESS - H - 50

(Dieless) Crimping Capacity :
for Cu. & Al.
Crimping socket : 25, 35 & 50mm^2
for Ring Type : 16, 25 & 35mm^2
Weight : 1.70 Kgs.

HEXPRESS - H - 70

(Dieless)
for Ring Type only
Crimping Capacity :
16 to 70mm^2
Weight : 2.95 Kgs.

HEXPRESS HYF - 400

(Hydraulic Foot Operated)
Crimping Capacity :
50mm^2 to 400mm^2
Weight : 17.0 Kgs.

F1 - 185

Round Pofile Dies
R - 1 to R - 13

G - 400

Hex Profile Dies
H - 50 to H - 400

G1 - 400

Hex Profile Dies
H - 50 to H - 400

HY - 400

R - 11 to R - 15

R - 16 to R - 18

HY - 1000

R - 11 to R - 14

R - 15 to R - 18

R - 19 to R - 29

PLEASE NOTE : Die Nos. R - 8 does not exist for any type of tool

HEXPRESS CRIMPING TOOLS

HEXPRESS - 01

(For Insulated)
Crimping Capacity : 1.5mm^2 to 2.5mm^2 4.6mm^2
Weight : 556 gms.

HEXPRESS - 02

(2 in 1) Insulation & End Sealing Ferrules
Crimping Capacity : 0.5mm^2 - 2.5mm^2
Weight : 414 gms.



HEXPRESS - 03

(For End Sealing Ferrules)
Crimping Capacity : 0.25mm^2 - 10mm^2
Weight : 420 gms.

HEXPRESS - 04

(For End Sealing Ferrules)
Crimping Capacity : 6mm^2 - 16mm^2
Weight : 556 gms.

HEXPRESS - 05

(3 in 1) Insulation,
End Sealing & Ordinary Lugs
Crimping Capacity : 0.5mm^2 - 6mm^2
Weight : 702 gms.

HEXPRESS - 06

(Hydraulic Hand Operated)
Crimping Capacity : 16mm^2 - 300mm^2
Weight : 5.10 Kgs.

HEXPRESS - 07

HEAVY DUTY
(Hydraulic Hand Operated)
Crimping Capacity : 16mm^2 - 300mm^2
Weight : 5.32 Kgs.

HEXPRESS - 09

(Wire Cutter)
Cutting Capacity :
upto 30mm^2
Weight : 160 gms.

HEXPRESS - 10

(Wire stripper cum cutter) (2 in 1)
Cutting Capacity :
0.6mm^2 - 5mm^2
Weight : 290 gms.

HEXPRESS - 11

(Fasting Tool for Cable Tie)
Suitable for just bind Wire &
Automatic Cutting
Weight : 330 gms.

HEXPRESS CRIMPING TOOLS

HEXPRESS - 12
(Snap On)
Crimping Capacity :
1.5mm^2, 2.5mm^2 & 4.6mm^2
Weight : 548 gms.

HEXPRESS - 13
(Cable Cutter) Cutting Capacity :
upto 500mm^2
Weight : 2.72 Kgs.

HEXPRESS - 14
(Wire Cutter)
Cutting Capacity :
up to 70mm^2
Weight : 290 gms.

HEXPRESS - 17
Copper Tube Terminal Crimping Tool
Crimping Capacity : 6mm^2 - 50mm^2
Weight : 1.30 Kgs.

HEXPRESS - 18
Copper Tube Terminal Crimping Tool
Crimping Capacity : 25mm^2 - 150mm^2
Weight : 4.0 Kgs.

HEXPRESS - 19
Insulated & Non-insulated End Sealing Ferrules
Crimping Capacity : 1.5mm^2 - 6mm^2
Weight : 12 gms.



HEXPRESS - 20
Insulated & Non-insulated End Sealing Ferrules
Crimping Capacity : 0.5mm^2 - 16mm^2
Weight : 25 gms.



HEXPRESS - 21
Automatic Wire Strippers
Stripping Range : 0.5mm^2 - 6mm^2
Weight : 36 gms.

HEXPRESS - 22
Cable Insulation Stripping Knife
Stripping Range : Over 25 mm Dia.
Weight : 160 gms.

HSC - 100
Corrosion Inhibiting Compound
For Aluminium to Aluminium or
Aluminium to Copper Joints
Weight : 50 gms.

HEXPRESS - 400
(Hydraulic Hand Operated)
Crimping Capacity :
Aluminium : 10mm^2 - 400mm^2
Copper : 16mm^2 - 400mm^2
Weight : 7.00 Kgs.

NEW

TINNED COPPER FLEXIBLE BRAIDS - CRIMPED with CONNECTORS / TERMINALS

MATERIAL : E - COPPER • FINISH : ELECTRO TINNED



HFT- crimped with lugs



HFC- crimped with connectors

CABLE WIDTH	DIMENSIONS			CURRENT RATING AMP	PROD. CODE CRIMPED WITH LUGS	PROD. CODE CRIMPED WITH CONNECTOR
	J	E1	E2			
4	50	6	6	50	HFT4 - 50 - 50	HFC4 - 50 - 50
4	100	6	6	50	HFT4 - 100 - 50	HFC4 - 100 - 50
4	150	6	6	50	HFT4 - 150 - 50	HFC4 - 150 - 50
4	200	6	6	50	HFT4 - 200 - 50	HFC4 - 200 - 50
10	50	6	6	90	HFT10 - 50 - 90	HFC10 - 50 - 90
10	100	6	6	90	HFT10 - 100 - 90	HFC10 - 100 - 90
10	150	6	6	90	HFT10 - 150 - 90	HFC10 - 150 - 90
10	200	6	6	90	HFT10 - 200 - 90	HFC10 - 200 - 90
16	100	8.5	8.5	125	HFT16 - 100 - 125	HFC16 - 100 - 125
16	150	8.5	8.5	125	HFT16 - 150 - 125	HFC16 - 150 - 125
16	200	8.5	8.5	125	HFT16 - 200 - 125	HFC16 - 200 - 125
16	250	8.5	8.5	125	HFT16 - 250 - 125	HFC16 - 250 - 125
16	300	8.5	8.5	125	HFT16 - 300 - 125	HFC16 - 300 - 125
25	100	10	10	160	HFT25 - 100 - 160	HFC25 - 100 - 160
25	150	10	10	160	HFT25 - 150 - 160	HFC25 - 150 - 160
25	200	10	10	160	HFT25 - 200 - 160	HFC25 - 200 - 160
25	250	10	10	160	HFT25 - 250 - 160	HFC25 - 250 - 160
25	300	10	10	160	HFT25 - 300 - 160	HFC25 - 300 - 160
30	100	10	10	180	HFT30 - 100 - 180	HFC30 - 100 - 180
30	150	10	10	180	HFT30 - 150 - 180	HFC30 - 150 - 180
30	200	10	10	180	HFT30 - 200 - 180	HFC30 - 200 - 180
30	250	10	10	180	HFT30 - 250 - 180	HFC30 - 250 - 180
30	300	10	10	180	HFT30 - 300 - 180	HFC30 - 300 - 180
35	100	10	10	210	HFT35 - 100 - 210	HFC35 - 100 - 210
35	150	10	10	210	HFT35 - 150 - 210	HFC35 - 150 - 210
35	200	10	10	210	HFT35 - 200 - 210	HFC35 - 200 - 210
35	250	10	10	210	HFT35 - 250 - 210	HFC35 - 250 - 210
35	300	10	10	210	HFT35 - 300 - 210	HFC35 - 300 - 210
50	100	12	12	250	HFT50 - 100 - 250	HFC50 - 100 - 250
50	150	12	12	250	HFT50 - 150 - 250	HFC50 - 150 - 250
50	200	12	12	250	HFT50 - 200 - 250	HFC50 - 200 - 250
50	250	12	12	250	HFT50 - 250 - 250	HFC50 - 250 - 250
50	300	12	12	250	HFT50 - 300 - 250	HFC50 - 300 - 250

Also available with other hole sizes, current rating, lengths etc. as per customer specifications.

EARTHING & LIGHTNING PROTECTION



COPPER BONDED GROUNDING ROD

HEX copper bonded earth rods are made from high tensile, low carbon steel as per IS 2062. These rods are molecularly bonded with 99.9% pure electrolytic copper.

Salient Features :

- Perfectly bonded rod will last longer, drive easier and will not crack.
- Corrosion resistant while providing the lowest resistance to ground.
- Threads are formed by roll threading process, which ensure that an even copper coating is maintained, even at the root of the thread. Roll threads give greater strength than cut threads.
- Roll threading process raises the surface of the rod, so that thread diameter (T). is greater than shank diameter (S).
- Copper Bonding Thickness - 25 Microns.

Dimensions Rod Size (Dia. X Length)	Shank Dia. 'S' in mm	Thread Dia. 'T' in mm	Product Code
9.5 X 1200	9.5	/	HBR - 012
9.5 x 1800	9.5	/	HBR - 018
14 x 1200	12	14	HBR - 1412
14 x 1500	12	14	HBR - 1415
14 x 1800	12	14	HBR - 1418
14 x 2000	12	14	HBR - 1420
14 x 2400	12	14	HBR - 1424
5/8" x 4' or 16 mm x 1200	14.2	5/8"	HBR - 112
5/8" x 5' or 16 mm x 1500	14.2	5/8"	HBR - 115
5/8" x 6' or 16 mm x 1800	14.2	5/8"	HBR - 118
5/8" x 8' or 16 mm x 2400	14.2	5/8"	HBR - 124
5/8" x 10' or 16 mm x 3000	14.2	5/8"	HBR - 130
5/8" x 4' or 16 mm x 1200	16	5/8"	HBR - 312
5/8" x 5' or 16 mm x 1500	16	5/8"	HBR - 315
5/8" x 6' or 16 mm x 1800	16	5/8"	HBR - 318
3/4" x 4' or 19 mm x 1200	17.2	3/4"	HBR - 212
3/4" x 5' or 19 mm x 1500	17.2	3/4"	HBR - 215
3/4" x 6' or 19 mm x 1800	17.2	3/4"	HBR - 218
3/4" x 8' or 19 mm x 2400	17.2	3/4"	HBR - 224
3/4" x 10' or 19 mm x 3000	17.2	3/4"	HBR - 230

- Copper Bonding thickness available above 25 Microns on request. Prod. Code of such item will be addition of Microns in Bracket. Ex. 'HBR-215 (250)' means HBR-215 with Copper Bonding thickness of 250 Microns.
- HEX also offers other sizes as per customer specification.

GROUNDING ROD/ACCESSORIES - THREADED RODS

COUPLER

Material : Copper Alloy

Couplers are counter bored to completely enclose the threads & protect from damage and corrosion.

Size mm	Product Code Brass	Product Code Al. Bronze	Product Code Gunmetal
14	HEC - 14	HEC - 15	HEC - 15G
16 or 5/8"	HEC - 16	HEC - 17	HEC - 17G
19 or 3/4"	HEC - 19	HEC - 20	HEC - 20G

DRIVING STUD

Material : High Tensile Steel

These are used to drive the grounding Rod into the Ground.

Size	Product Code
14 mm	HDS - 14
5/8" or 16 mm	HDS - 16
3/4" or 19 mm	HDS - 19
1/2"	HDS - 12

ALLENKEY Type hardened Driving Stud available on request.

SOLID COPPER GROUNDING ROD

INTERNALLY THREADED

UL LISTED

HEX solid Copper earth rods are made from 99.9% pure electrolytic copper. Solid Copper rods offers greater resistance to corrosion. They are ideally used in applications where soil conditions are very aggressive, for eg. soil with high salt content.

Rod Dia. in mm	Length	Product Code
15	1200 mm or 4'	HSC - 512
15	1500 mm or 5'	HSC - 515
20	1200 mm or 4'	HSC - 520
20	1500 mm or 5'	HSC - 521
20	2540 mm Or 10'	HSC - 1021 *

*** These are UL listed Grounding / Earthing Rods as per UL 467 Standard.**

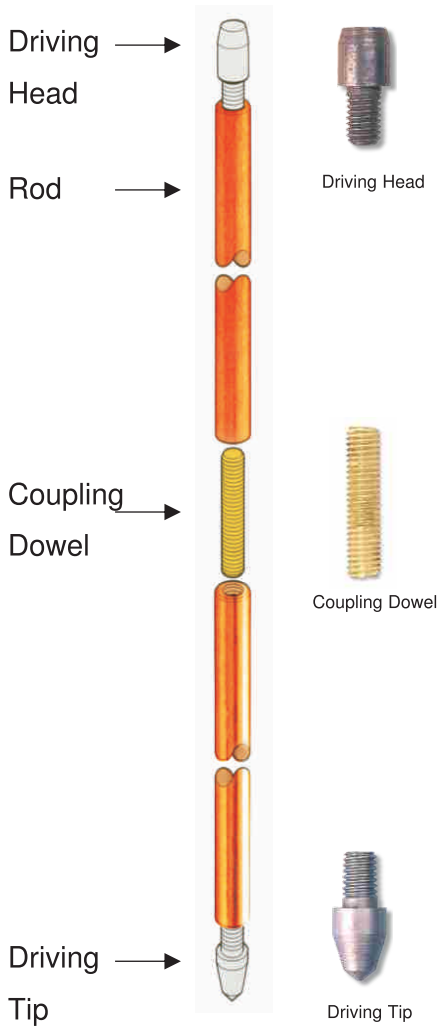

SOLID COPPER GROUNDING ROD - ACCESSORIES

Size	Item	Product Code
15 mm	Driving Head	HDH - 15
20 mm	Driving Head	HDH - 20
15 mm	Coupling Dowel	HCH - 15
20 mm	Coupling Dowel	HCH - 20
15 mm	Driving Tip	HDT - 15
20 mm	Driving Tip	HDT - 20

MECHANICALLY COPPER CLADDED GROUNDING RODS

Mechanically copper cladded grounding rods are made when an electrolytic grade copper tube of 0.25 mm (250 microns) wall thickness is fitted by pressure & heat over a high tensile, low carbon steel rod to form a metallurgical bond.

Rod Size "S"	Length	Product Code
12	1200 (4 ft) 1800 (6 ft) 2400 (8 ft)	HCR - 1412 HCR - 1418 HCR - 1424
14	1200 (4 ft) 1800 (6 ft) 2400 (8 ft)	HCR - 112 HCR - 118 HCR - 124
16	1200 (4 ft) 1800 (6 ft) 2400 (8 ft) 3000 (10 ft)	HCR - 312 HCR - 318 HCR - 324 HCR - 330
19	1200 (4 ft) 1800 (6 ft) 2400 (8 ft) 3000 (10 ft)	HCR - 412 HCR - 418 HCR - 424 HCR - 430

These rods can be supplied with threading & also can be made as per customer specification.

HEX AN ISO 9001 COMPANY

STAINLESS STEEL GROUNDING RODS

UL LISTED

HEX stainless steel ground rods are used to overcome many of the problems caused by galvanic corrosion which can take place between dissimilar metals buried in close proximity. Other advantages of Stainless Steel rods are that they are highly resistant to corrosion and are much more anodic than copper rods.

Diameter		Length		Pkg.	Weight	Product	
Inches	mm	ft	m		(kgs)	Code	
5/8"	14.2	5'	1.52	10	2.05	HSS - 145	
5/8"	14.2	8'	2.44	10	3.28	HSS - 148	*
5/8"	14.2	10'	3.05	10	4.10	HSS - 1410	*
3/4"	17.2	5'	1.52	5	2.75	HSS - 175	
3/4"	17.2	10'	3.05	5	5.50	HSS - 1710	*
1.0"	23.1	10'	3.05	1	10.23	HSS - 2410	*

*** These are UL listed Grounding / Earthing Rods as per UL Standard.**

SOLID COPPER EARTH PLATE

Mtl : Electrolytic Copper

SIZE (A x B x C)	PRODUCT CODE
600 x 600 x 1.5	HSCP - 615
600 x 600 x 3	HSCP - 63
600 x 600 x 5	HSCP - 65
500 x 500 x 3	HSCP - 53
500 x 500 x 5	HSCP - 55
900 x 900 x 3	HSCP - 93
900 x 900 x 5	HSCP - 95
1000 x 1000 x 3	HSCP - 103
1000 x 1000 x 5	HSCP - 105

COPPER BONDED EARTH PLATE

Mtl : Steel

SIZE (A x B x C)	PRODUCT CODE
600 x 600 x 1.5	HBP - 615
600 x 600 x 1.5	HBP - 515
600 x 600 x 3	HBP - 63
900 x 900 x 3	HBP - 93
500 x 500 x 3	HBP - 53

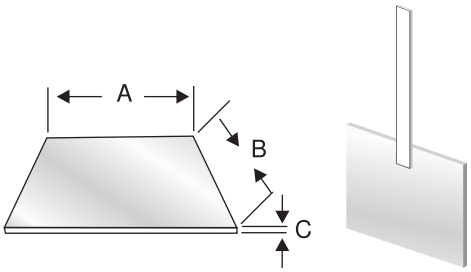

ELPS ACCESSORIES

COPPER ALLOY CLAMPS

These clamps are made from a Copper alloy body which gives strong resistance to corrosion. HEX offers following range of clamps :-

Clamp - A type

Suitable for Rod dia. 12 mm

Material : Brass with MS fastener

PROD. CODE : HAC - 1

ROD TO TAPE CLAMP - B TYPE

Rod Size	Tape Size	Product Code
5/8"	26 x 12	HBC - 1
5/8"	40 x 12	HBC - 2
5/8"	51 x 12	HBC - 3

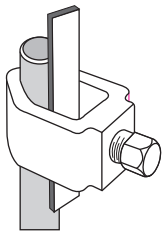

Also available in Gunmetal.

Please add G to Prod. Code (Ex. HBC-1 G for HBC-1)

ROD TO CABLE CLAMP - C TYPE

Rod Size	Cable Size	Product Code
3/8" or 9.5mm	35mm^2	HCC - 1
5/8' or 16mm	50mm^2	HCC - 2
5/8" or 16mm	70mm^2	HCC - 3
3/4" or 20mm	95mm^2	HCC - 4

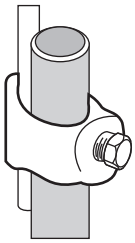

Also available in Gunmetal.

Please add G to Prod. Code (Ex. HCC-1 G for HCC-1)

ROD TO CABLE LUG CLAMP - D TYPE

Rod Dia.	Product Code
3/8" or 9.5mm	HDC - 1
5/8' or 16mm	HDC - 2
3/4" or 20mm	HDC - 4

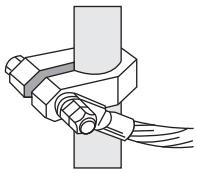

BRASS CABLE CLIP

Used for connecting 13mm rod to a cable range from 6 - 16 mm^2

PROD. CODE : HBCC - 1

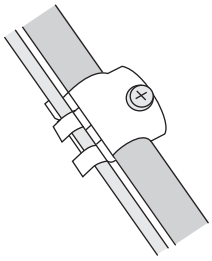

HEX
AN ISO 9001 COMPANY

ELPS ACCESSORIES

U BOLT - ROD CLAMP

These are made from Copper with Gunmetal plate.
They can be supplied for all rods from 5/8" to 1" and Copper Tape

Nom. Rod	Hole Centres	Product Code
5/8"	37 mm	HUU - 16
3/4"	37 mm	HUU - 20
1"	37 mm	HUU - 25

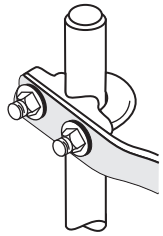


U BOLT - ROD TO CABLE CLAMP

These are used for connecting Rods to Cables.
Available with different Rod & Cable size.
Material : Gunmetal Plates with 'U' Bolt

Nominal Rod Diameter		Conductor Range mm^2	Product Code
5/8"	16 mm	16 - 95	HURC - 1
3/4"	20 mm	16 - 70	HURC - 2
5/8"	16 mm	70 - 185	HURC - 3
3/4"	20 mm	70 - 150	HURC - 4
5/8"	16 mm	150 - 300	HURC - 5
3/4"	20 mm	150 - 300	HURC - 6

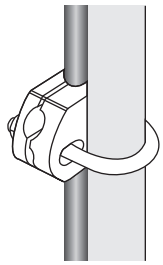


TOWER BOND CLAMP

Mtl - Gunmetal
These are suitable for bonding copper cable or wire to steel structures.

Cond. Size mm^2		Channel Thickness mm	Bolt	Product Code
Min.	Max.			
16	70	10	M10	HTB - 16
70	120	10	M12	HTB - 70
25	50	10	M10	HTB - 25
25	50	10	M10	HTB - 25A

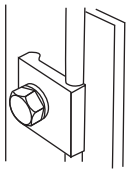

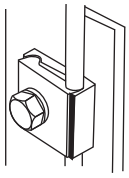


BONDS

TOWER BOND CLAMP

Mtl - Gunmetal
These are used for bonding tape to steel structures.

Max. Tape Width mm	Bolt Size	Product Code
26	M 10	HB - 26C (For Copper Conductor)
26	M 10	HB - 26A (For Aluminium Conductor)

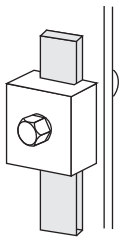


RAIN WATER PIPE BONDS - A

Mtl - Gunmetal
These are suitable for bonding solid tape to Rain Water Pipes, Handrails etc.

Max. Tape Width mm	Bolt Size	Product Code
26	M 10	HRW - 26C (For Copper Conductor)
26	M 10	HRW - 26A (For Aluminium Conductor)

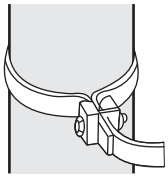


ELPS ACCESSORIES

FLAT SADDLE - A

Mtl : Brass / Gunmetal

Used for supporting taper pointed or blunt air rods on flat surfaces.

Recommended finishing :- Countersunk woodscrew $1^{1}/_{2}$" x no. 10 & wall plug.

Rod Length	Rod Dia.	Thread Dia.	Product Code
50 mm	15 mm	5/8"	HSD - 155
70 mm	15 mm	5/8"	HSD - 160
95 mm	15 mm	5/8"	HSD - 165

* For Gunmetal add 'G' after product code.

ROD TO TAPE COUPLING

Mtl : Brass / Gunmetal

Used to secure elevation rod by means of a bolted connection

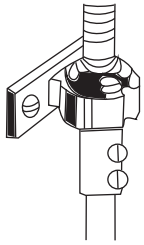

Air Rod Dia. mm	Thread Dia. mm	Rod Material	Product Code
15	16	Copper	HRT - 16C
15	16	Aluminium	HRT - 16A

* For Gunmetal add 'G' after product code.

TAPE CLIP

Mtl : Brass

These are used with Bare Copper Tape

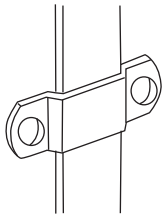

Conductor Size (mm)	Product Code
20 x 3	HTC - 203
25 x 3	HTC - 253
50 x 6	HTC - 506

Also available for Aluminium conductor on request.

DC TAPE CLIP

Mtl : Brass / Gunmetal

These are used with Bare Copper Tape Conductor.

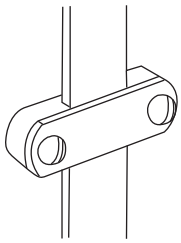

Conductor Size (mm)	Product Code
25 x 3	HDTC - 253
25 x 6	HDTC - 256
40 x 6	HDTC - 406
50 x 6	HDTC - 506

Also available for Aluminium conductor on request.

SQUARE TAPE CLAMP

Mtl : Brass / Gunmetal

These are suitable for Four Way Connections of Copper Tape

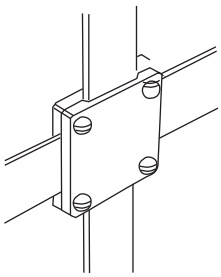

Conductor Size (mm)	Product Code
25 x 3	HSTC - 253
25 x 4	HSTC - 254
25 x 6	HSTC - 256
50 x 6	HSTC - 506

Also available for Aluminium conductor on request.

ELPS ACCESSORIES

WATERMAIN BOND

Mtl - Gunmetal

These are used for bonding copper tape to Watermain pipes.

Max. Tape Width mm	Conductor Material	Product Code
26	Copper	HWMB - 26C
26	Aluminium	HWMB - 26A

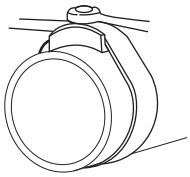

FLEXIBLE BRAID BOND

Mtl - Copper

Copper Flexible Braids are used for bonding gates, doors, fences etc.

Size mm	Cross Section area	Hole Size mm	Hole Centre mm	Product Code
25 x 3.5	35 mm^2	11	200	HFB - 252
25 x 3.5	35 mm^2	11	400	HFB - 254



AERIAL ELEVATION ROD

Mtl : Electrolytic Copper

Air Rod can be installed with or without Multiple Point.

Rod Diameter	Thread Diameter	Length of Rod	Product Code
15	5/8"	500	HAE - 15
15	5/8"	1000	HAE - 40
15	5/8"	2000	HAE - 120

PS. Other sizes available on request.

MULTIPLE POINT

Material : Copper / Copper Alloy

Multiple Point is used with Elevation rod.

Rod Diameter	Product Code
16 - 5/8"	HMP - 16
20 - 3/4"	HMP - 20

TERMINAL BASE

Material : Brass (Copper Plated)

Used for fixing Aerial Rod and Down Conductor.

Four fixing holes are provided on it.

THREAD SIZE	PRODUCT CODE
M16 or 5/8"	HTB - LP - 16
M20 or 3/4"	HTB - LP - 20

Also available in Gunmetal.

Please add G to Prod. Code (Ex. HTB - LP - 16G)



ELPS ACCESSORIES

AERIAL ROD + TERMINAL BASE

Aerial Rod + Multiple Point + Terminal Base
Mtl - Copper / Copper Alloy

Item	Product Code
A	HLA - 144
B	HLA - 14
C	HLA - 154



GLAZING BAR HOLDFAST

Mtl : Gunmetal
These are secured to Glazing Bar, Steel Frame, Girdles etc.
The Item is designed for use with appropriate size of metallic on non-metallic conductor fixing.

Max. Glazing Bar Width mm	Application with	Product Code
12	Copper Tape	HGBH - 12C
12	Aluminum Tape	HGBH - 12A

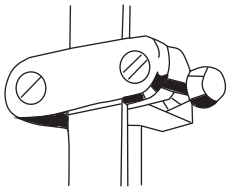

BACK PLATE HOLDFAST STEM

Mtl : Gunmetal
For use with appropriate DC Tape Clip.
It is used when the installation requires the tape to be secured 75 mm away from the face of the building
Prod. Code : HBPH - 12

Also available for Aluminium conductor, please specify your requirement.

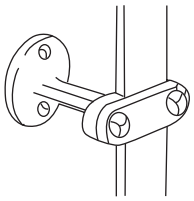

OBLONG TEST CLAMP

Mtl : Brass / Gunmetal
These are used with Bare Copper Tape Conductor

Conductor Size (mm)	Product Code
25 x 3	HOT - 253
40 x 6	HOT - 406
50 x 6	HOT - 506

Also available for Aluminium conductor on request.
* For Gunmetal add 'G' after product code.

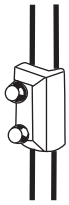

TEST BOND / TEST CLAMP

Mtl : Gunmetal / Brass
These are used for 4 way Copper Tape Connection

Conductor Size (mm)	Product Code
26 x 12	HTBC - 2612

Also available for Aluminium conductor on request.
* For Gunmetal add 'G' after product code.

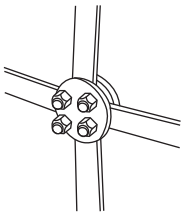

HEX
AN ISO 9001 COMPANY

ELPS ACCESSORIES

CABLE TO TAPE JUNCTION CLAMP

Mtl : Brass / Gunmetal

These are used for connecting Copper Tape to Cable

Tape Size mm	Cable Size mm^2	Product Code
25 x 3	50	HCTJ - 253

* For Gunmetal add 'G' after product code.

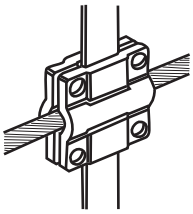

SCREWDOWN TEST CLAMP

Mtl : Brass / Gunmetal

These are used for fixing 2 Way Copper Tape

Conductor Size (mm)	Product Code
25 x 3	HSDTC - 253

* For Gunmetal add 'G' after product code.

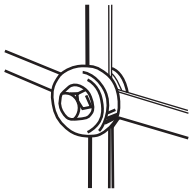

TEE CLAMP

Mtl : Brass / Gunmetal

These are used for forming and bonding Tee joint for conductor.

Conductor Dia. (mm)	Product Code
8 Cu	HTEC - 8C
8 Al	HTEC - 8A

* For Gunmetal add 'G' after product code.

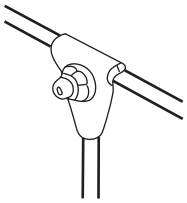

JOINTING CLAMP

Mtl : Brass / Gunmetal

These are used for forming straight through joints.

Conductor Dia. (mm)	Product Code
8 Cu	HJC - 8C
8 Al	HJC - 8A

* For Gunmetal add 'G' after product code.

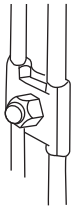

ONE HOLE CABLE CLIP

Mtl : Copper

These are recommended to fix cable conductors

Conductor Dia. (mm)	Product Code
8	HOH - 8
12	HOH - 12
16	HOH - 16
20	HOH - 20

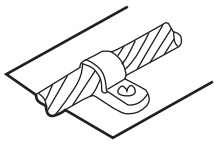

CONCRETE EARTH PIT CHAMBERS

HEX offers a unique range of square & round Concrete Earth Pit Housing Chambers. These ready-to –use, robust chambers offer an easy replacement to the tedious brick & cement chambers that are constructed on-site. They are manufactured with a proprietary mortar formulation using prime materials along with advanced additives for inducing light weight properties. They also offer water resistance (low porosity) & high insulation properties, long life & stability under all weather conditions.

These chambers come in many sizes suitable for every application in the industry & the Load Bearing Capacity (LBC) of our vast range is given below. An Earth Bar for multiple connections can be fitted diagonally across, in the slots provided.

They have been tested successfully for compliance as per the IEC 62561-7 standard.

SQUARE CONCRETE EARTH PIT CHAMBERS

PRODUCT DESCRIPTION	PRODUCT CODE	OUTSIDE DIMS. IN MM			NET KGS/PC.	LOAD BEARING CAPACITY IN TONS
		LENGTH	WIDTH	HEIGHT		
CONCRETE BASE WITH CONCRETE COVER	HCEP	310.00	310.00	170.00	25.00	5.00
	HCEP-A	320.00	320.00	195.00	30.00	5.00
	HCEP-B	500.00	500.00	400.00	120.00	5.00
	HCEP-C	510.00	510.00	400.00	130.00	5.00
	HCEP-D	500.00	500.00	250.00	100.00	5.00
CONCRETE BASE WITH METAL COVER	HCEP-M	310.00	310.00	170.00	25.00	5.00

HCEP

HCEP-A

HCEP-B

HCEP-C

HCEP-D

HCEP-M

ROUND CONCRETE EARTH PIT CHAMBERS

PRODUCT DESCRIPTION	PRODUCT CODE	OUTSIDE DIMS. IN MM			NET KGS/PC.	LOAD BEARING CAPACITY IN TONS
		TOP DIA.	BOT DIA.	HEIGHT		
CONCRETE BASE WITH METAL COVER	HCEPR-CI	450.00	430.00	300.00	70.00	3.00

HCEPR-CI

HEX
AN ISO 9001 COMPANY

POLYMER EARTH PIT CHAMBERS

The HEX range of square & round Polymer Earth Pit Housing Chambers are manufactured from customized high density polymers for superior strength & absorbing high stress levels. This in turn enhances the Load Bearing capacity (LBC) as given below. They are stabilized against degradation & damage from all weather conditions and are available in a vast range of sizes & various colours.

Being comparatively light weight, this allows for ease of handling, storage & transportation. Most of the lids or covers come with some form of locking arrangement thus providing an inbuilt safety feature to the earth pit.

They have been tested successfully for compliance as per the IEC 62561-7 standard.

SQUARE POLYMER EARTH PIT CHAMBERS

PRODUCT DESCRIPTION	PRODUCT CODE	OUTSIDE DIMS. IN MM			NET KGS/PC.	LOAD BEARING CAPACITY IN TONS
		LENGTH	WIDTH	HEIGHT		
POLYMER BASE WITH POLYMER COVER	HEP	308.00	308.00	214.00	2.50	5.00
	HEP-S	245.00	245.00	195.00	1.00	3.00
	HEP-A	500.00	500.00	200.00	4.00	3.00
	HEP-B	500.00	500.00	315.00	5.00	3.00
POLYMER BASE WITH METAL COVER	HEP-M	308.00	308.00	214.00	5.00	5.00

HEP

HEP-S

HEP-A

HEP-B

HEP-M

ROUND POLYMER EARTH PIT CHAMBERS

PRODUCT DESCRIPTION	PRODUCT CODE	OUTSIDE DIMS. IN MM			NET KGS/PC.	LOAD BEARING CAPACITY IN TONS
		TOP DIA.	BOT. DIA.	HEIGHT		
POLYMER BASE WITH POLYMER COVER	HEPR	154.00	213.00	230.00	0.75	5.00
	HEPR-A	260.00	355.00	260.00	2.00	5.00

HEPR

HEPR-A

EARTH ROD SEALS

HEX Earth Rod Seals are uniquely designed to prevent the ingress of ground water into the Earth Pit Chamber. Coupled with our HEP Polymer Earth Pit Chamber, these seal kits are highly suitable for use in areas where the water table is very high & when earth pits have to be installed during construction through concrete foundations/basements. The single or double flanges serve to reduce the water pressure exerted on the Earth Pit Chamber.

In concrete foundation/basement earthing the bottom flange is fitted on the damp proof membrane. The copper bonded earth rod is passed through a PVC pipe which is fitted in between the top & bottom flanges as per the length specified by the customer. Both the ends of the earth rod are made waterproof by special seal kits. These seal kits are made specifically to suit the diameter of the earth rod.

HEX Earth Rod Seal Kits have been tested successfully for compliance as per the IEC 62561-5 standard.

Product Code : HESS (Single Flange) (Weight : 2kgs)
HESD (Double Flange) (Weight : 3kgs)

P.S. : Please specify Earth Rod diameter to be used with.

EARTH ROD SEALS & EARTH PIT CHAMBER INSTALLATION DIAGRAM

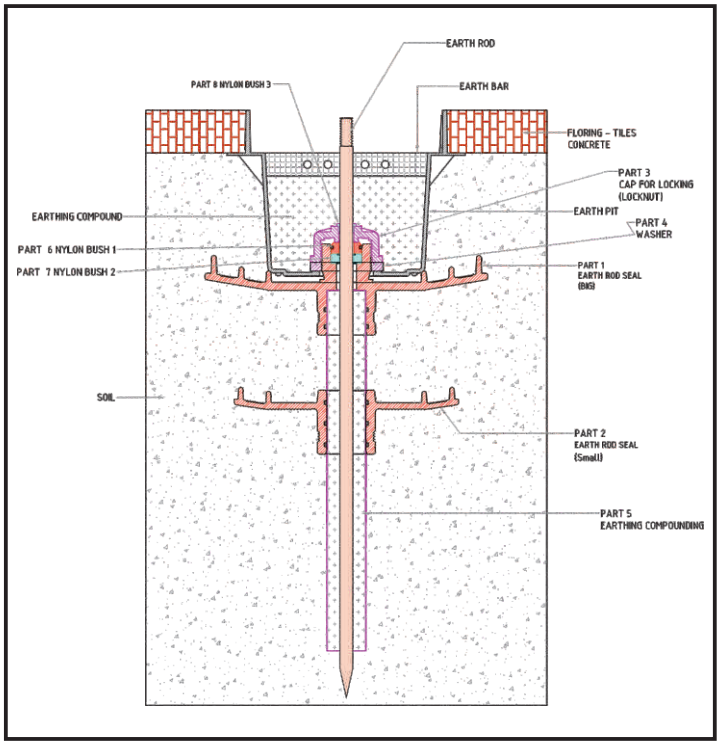

EARTH BARS FOR EARTH PITS

These earth bars fit into the slots provided in the earth pits housings and are used when multiple connections to the grounding rod are required.

Material : Copper

No. of Holes	Holes Dia. mm	L mm	W mm	T mm	Product Code
5	12	290	30	6	HEBC 05
7					HEBC 07

P.S. : Other hole sizes / extra holes available on request.



HEX
AN ISO 9001 COMPANY

HEX GROUND ENHANCING CHEMICAL COMPOUNDS

Soil characteristics are a primary factor to determine the resistance value of the grounding system. Clause 14.5 of IEEE 80:2013 states the following. “It is often impossible to achieve the desired reduction in ground resistance by adding more grid conductors or ground rods. An alternate solution is to effectively increase the diameter of the electrode by modifying the soil surrounding the electrode.”

HEX offers a vast range of Ground Enhancing Chemical Compounds precisely as a solution to this effect. Each of these Compounds are engineered to lower the resistivity of the surrounding soil to a certain percentage. They are suitable for various soil conditions & geology. Though primarily they can be used individually, they can also be used as a blend with each other to enhance their performance. Give us the soil resistivity of the site, the details of the equipment that needs grounding & HEX will offer you the optimum blend suitable to achieve the desired resistance value of the earthing system.

Some of the special features of these compounds are :

- Highly conductive thus ensuring quick dissipation of fault currents.
- Have been tested successfully for compliance as per IEC 62561-7.
- RoHS compliant & therefore absolutely Eco friendly as they do not pollute the surrounding soil where they are used.
- Compatible with all types of earthing electrodes & their non-corrosive property increases the life of the earthing system.
- Perform in all weather conditions hence maintaining stable resistance values.
- Long shelf life, can be stored for a long period without deterioration.

These are the compounds & some of their properties:

PARAMETERS		NAME OF COMPOUND				
		TEREC+	EARTHCON	TERRAPRO	TERRAHEX	TERRANITE
CHEMICAL COMPOSITION	CARBON	✓	✓	✓	✓	✗
	BENTONITE	✗	✓	✗	✓	✓
	DISPERSION	✓	✓	✓	✗	✓
	DIFFUSSION	✓	✓	✓	✗	✓
	IONISATION	✓	✓	✓	✓	✓
	EXPANSION	✓	✓	✓	✓	✓
	HYGROSCOPIC	✓	✓	✗	✓	✓
	OTHER PATENTED	✓	✗	✗	✗	✗
OTHER DETAILS	BAG PACKING (KGS)	5.00	12.50	25.00	25.00	25.00
	pH VALUE	7 TO 8	7.5 TO 8.5	9 TO 10	7.5 TO 8.5	8.5TO 9.5
	SELF RESISTIVITY (OHM- MTR)	0.2	0.098	0.18	0.80	0.91
	APPROX. REDUCTION IN SOIL RESISTIVITY / BAG / METER (%)	75	65	60	55	50
	TYPE OF SOIL SUITABLE FOR	ALL	MOST	MOST	MOST	NORMAL

ESE BASED LIGHTNING PROTECTION AIR TERMINAL

Satelit 3

(SGI is an authorised distributor only for Indian Sub-continent & Middle East Countries.)

The Early Streamer Emission Lightning Conductor Including Teletesting supervision

This third generation of the Duval Messien "Satelit" range uses this technology to force the lighting strike to follow a predetermined path towards the earthing system. The Satelit 3 concept consists of polarising the lightning conductor tip with a voltage of between 35 kV and 45kV, synchronised with the progress of the descending tracer, and of triggering an anticipated start for the ascending tracer. With its Satelit 3, Duval Messien is offering a ground-breaking development by introducing a remote system testing facility: the TELETESTER-S3. Satelit 3 has been designed inside a 304L grade Stainless Steel shell in order to guarantee high resistance to impact, corrosion and chemical agents. The electronic components selected for the Satelit 3 are completely protected inside an inert resin block. The spark gap is designed to conduct currents greater than 180 kA. Satelit 3 is powered by a Ni-MH type battery, continuously recharged by indestructible, flexible solar cells.

CERTIFICATIONS

The Bazet Test Center (COFRAC approved) under Lloyd's Register control (the certified European body).

Taran

- Taran is a 2nd generation ESE type of 'active' lightning conductor that provides zonal protection in accordance with the French Standard NFC 17-102.
- It is a sturdy robust device made of 316L Stainless Steel.
- It is highly resistant against impact, corrosion and chemical agents.
- Maintenance free, compact and easy to install.
- Needs no external power source.
- Warranty for 2 years on manufacturing defects.
- Analog or Digital Lightning Strike Counter's are available on request.

CERTIFICATIONS

- ICMET - Romania.
- CPRI - India.
- CITEL - France.
- TUV Rheinland - India.

100% MAKE IN INDIA

Weight : 2.4 kg

Radius of Protection :

LA MODEL	TIP HEIGHT OF ESEAT (IN METERS)								LA MODEL
	2	4	5	7	10	15	20	30	
	LEVEL 1 RADIUS OF PROTECTION (IN METERS)								
SATELIT 3 - 25	17	34	42	43	44	45	45	45	-
SATELIT 3 - 45	25	51	63	64	64	65	65	65	-
SATELIT 3 - 60	32	64	79	79	79	80	80	80	TARAN-60
	LEVEL 2 RADIUS OF PROTECTION (IN METERS)								
SATELIT 3 - 25	20	40	49	50	51	53	54	55	-
SATELIT 3 - 45	30	60	71	71	72	73	74	75	-
SATELIT 3 - 60	34	68	86	87	88	89	89	90	TARAN-60
	LEVEL 3 RADIUS OF PROTECTION (IN METERS)								
SATELIT 3 - 25	23	46	57	59	61	63	65	68	-
SATELIT 3 - 45	34	64	81	82	83	85	86	89	-
SATELIT 3 - 60	40	78	97	98	99	101	102	104	TARAN-60
	LEVEL 4 RADIUS OF PROTECTION (IN METERS)								
SATELIT 3 - 25	26	52	65	66	69	72	75	80	-
SATELIT 3 - 45	36	72	89	91	92	95	97	101	-
SATELIT 3 - 60	44	87	107	108	109	111	113	116	TARAN-60

DIN RAIL CHANNELS



"HEX" offers a complete range of DIN RAILS for the mounting of terminal blocks, MCB's etc. These steel rails are manufactured from cold roll low carbon steel and processed in various types through rollforming. The finish is zinc electroplated with yellow, white or blue passivation. Also available with white / blue passivation, as per RoHS compliance, against specific order.

All rails are available in 1 mtr. & 2 mtr. length and in three types ie. Plain (P), Punched/Dotted (D) & Slotted (S).

While ordering add the type :
P for (Plain), D for (Dotted/Punched) and S for (Slotted).

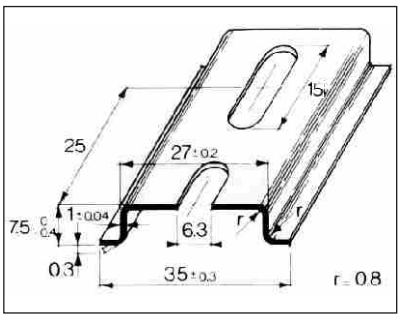

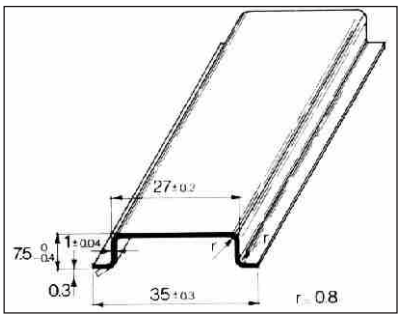

Hex Prod. Code : - HDR - 3575
Size :- 35mm x 7.5mm

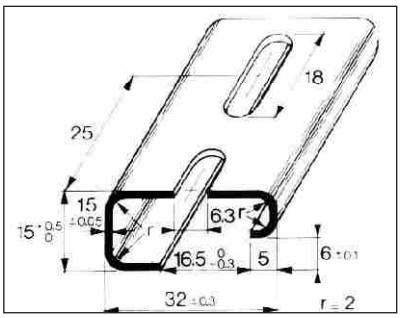

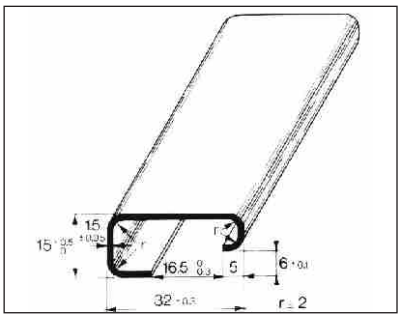

Hex Prod. Code : - HDR - 3215G
Size :- 32mm x 15mm x 9mm

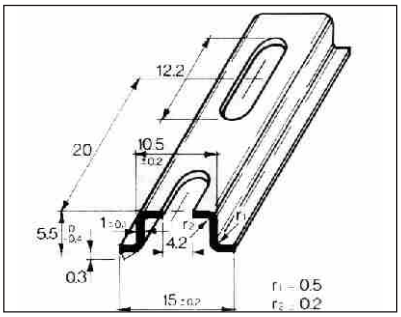

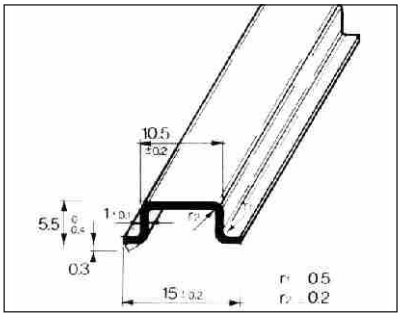

Hex Prod. Code : - HDR - 1555
Size :- 15mm x 5.5mm

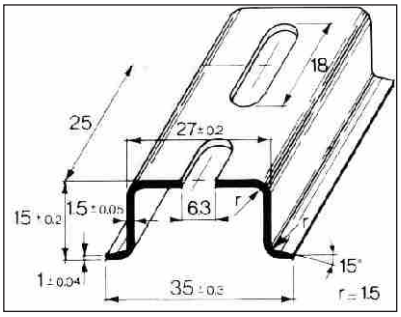

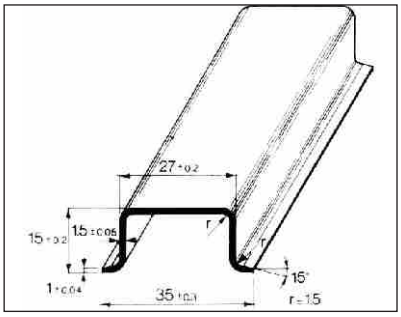

Hex Prod. Code : - HDR - 3515
Size :- 35mm x 15mm

Also available with White Passivation as per RoHS compliance against specific order.

End Clamps for Din Rails

Hex Prod. Code : - HECDR - 35

Hex Prod. Code : - HECDR - 32

HEX
AN ISO 9001 COMPANY

STRUT CHANNEL

MATERIAL : STEEL
FINISH : ZINC PLATED / PRE-GALVANIZED / HOT DIP GALVANIZED
Size : 41 x 41

Thickness	Length	Product Code
1.5 mm	3.00 m	HST - 41315
1.5 mm	6.00 m	HST - 41615
2.0 mm	3.00 m	HST - 41320
2.0 mm	6.00 m	HST - 41620
2.5 mm	3.00 m	HST - 41325
2.5 mm	6.00 m	HST - 41625

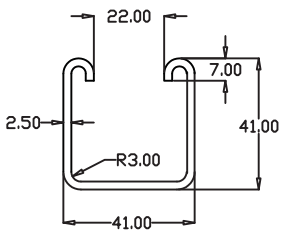



Size : 41 x 21

Thickness	Length	Product Code
1.5 mm	3.00 m	HST - 21315
1.5 mm	6.00 m	HST - 21615
2.0 mm	3.00 m	HST - 21320
2.0 mm	6.00 m	HST - 21620
2.5 mm	3.00 m	HST - 21325
2.5 mm	6.00 m	HST - 21625

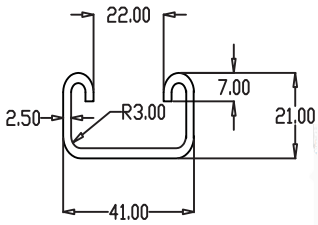

WHILE ORDERING

ADD THE TYPE : P FOR (PLAIN) & S FOR (SLOTTED)
SPECIFY THE FINISH : ZP FOR (ZINC PLATED), PG FOR (PRE GALVANIZED) & HDG FOR (HOT DIP GALVANIZED).

ROLLER BALL TYPE STAINLESS STEEL CABLE TIES

MATERIAL : STAINLESS STEEL GRADE 316/304

Features :
This roller ball design tie is self locking and is easy to install.
Fixing cab be done by hand, tool or both.

Specification :
Min. loop tensile strength - 4.6 mm width (44.5 kg) 100 lbs
Min. loop tensile strength - 7.9 mm width (113.6 kg) 250 lbs

Operating temperature :
-80°C to + 150°C (Coated)
-80°C to + 538°C (UnCoated)

Appliactions :
Construction, Automobile, Offshore, Petro-Chemical Industries, Fire protection, Aerospace, Flame Proof Installation etc.

Length (mm)	Width (mm)	Max. Bundle Dia. (mm)	Product Code
100	4.6	16	HH - 100
150	4.6	32	HH - 150
200	4.6	50	HH - 200
360	4.6	101	HH - 360
520	4.6	152	HH - 520
680	4.6	203	HH - 680
840	4.6	254	HH - 840
1000	4.6	298	HH - 1000
200	7.9	50	HH - 200 H
360	7.9	101	HH - 360 H
520	7.9	152	HH - 520 H
680	7.9	203	HH - 680 H
840	7.9	254	HH - 840 H
1000	7.9	298	HH - 1000 H

For coated version add Suffix 'CT' to product code.
(For example : CTHH100 for 100 mm length)

HEX
AN ISO 9001 COMPANY

Overview of Products :

Cable Terminal Ends & Connectors

Brass Cable Gland Kits & Accessories

Conduit Accessories, Channels & Pipe Clamps

Control Panel / Switchboard Accessories

Stainless Steel Cable Ties & Markers

Cable Jointing & Termination Kit Components

OUR GLOBAL PRESENCE

OVERSEAS OFFICES : UK • Dubai • Malaysia • RSA • Nigeria

HEX®

AN ISO 9001 COMPANY

BRASS COPPER & ALLOY (I) LTD.

15, Mehta Mahal, 2nd Floor, Mathew Road, Charni Road (E), Mumbai - 400 004.

Tel. : +91 22 4095 0000, 6636 4800 Fax : +91 22 6636 0708 E-mail : bca@hexworldwide.com

www.hexworldwide.com

DOC NO. MKT/BCA/LOC/01 REV. 01, OCT. 2021